



Manual A & B

X. DRIVING ENVIRONMENTS & THEIR CHARACTERISTICS

Lessons and Hints to Work With Your New Teen Driver

Moderate Suburban / Urban Driving Environments

Part 10

Be Ready, Be Safe, Be Responsible

Be Ready, Be Safe, Be Responsible

X. DRIVING ENVIRONMENTS & THEIR CHARACTERISTICS

Lessons and Hints to Work With Your New Teen Driver
Moderate Suburban / Urban Driving Environments
Part 10

Lessons and Hints to Work With Your New Teen Driver

- This resource is based on a behind the wheel program that is used by trained driver education teachers.

Purpose :

- to give adults supervising practice driving with a teen driver, an orderly, standard routine.
- To provide objectives and methods similar to those used by in-car driving instructors that may:
 - reduce stressful situations for adult and teen.
 - reduce risk by allowing the teen driver to gradually progress through skill levels and driving environments.

Be Ready, Be Safe, Be Responsible

MODERATE SUBURBAN/BUSINESS ENVIRONMENT

Be Ready, Be Safe, Be Responsible

MODERATE SUBURBAN/BUSINESS

OBJECTIVES

- Demonstrate the ability to reduce the risk of real and/or potential hazards in an environment that has a large volume of traffic in suburban and urban metro district setting settings.
- Maintaining adequate space margins
- Timing driving actions
- Selecting paths of travel
- Communicating
 - lane changes
 - turns
- Selective searching in relation to selected maneuvers
- Negotiating complex intersections
 - offset intersection
 - crossing straight
 - left turn
 - right turn
- Interacting with pedestrians and other users

Be Ready, Be Safe, Be Responsible

MODERATE SUBURBAN/BUSINESS

Surroundings-

- Businesses, Malls, Stores...Residential
- Both sides
 - Parking lot entrances and exits
- Activity from all directions
 - Crossing traffic
 - Exiting traffic
 - Entering roadway traffic
- Higher volume of users than may vary by time or day of the week.

Be Ready, Be Safe, Be Responsible

Moderate Suburban / Urban Driving Environments
Lessons and Hints to Work With Your New Teen Driver

This resource is based on a behind the wheel program that is used by trained driver education teachers.

Purpose :

to give adults supervising practice driving with a teen driver, an orderly, standard routine.

To provide objectives and methods similar to those used by in-car driving instructors that may:

- reduce stressful situations for adult and teen.
- reduce risk by allowing the teen driver to gradually progress through skill levels and driving environments.

- OBJECTIVES**
- Demonstrate the ability to reduce the risk of real and/or potential hazards in an environment that has a large volume of traffic in suburban and urban metro business district setting settings.
 - Maintaining adequate space margins
 - Timing driving actions
 - Selecting paths of travel
 - Communicating
 - lane changes
 - turns
 - Selective searching in relation to selected maneuvers
 - Negotiating complex intersections
 - offset intersection
 - crossing straight
 - left turn
 - right turn
 - Interacting with pedestrians and other users

Moderate Suburban/Business Environment
Moderate Suburban/Business
Surroundings-

- Businesses, Malls, Stores...Residential
- Both sides
 - Parking lot entrances and exits
- Activity from all directions
 - Crossing traffic
 - Exiting traffic
 - Entering roadway traffic
- Higher volume of users than may vary by time or day of the week.

MODERATE SUBURBAN/BUSINESS

Lanes-

- Intersections-simple and complex
- Limited space to right edge
 - Curbing
 - Little or no shoulder
- Two or more full lanes. Two-way traffic
- Marked center lines, marked white line right edge
- Channel Lanes
- One-way divided highways
- Shared left turn only lanes
- Dedicated turning lanes or crossing lanes

Be Ready, Be Safe, Be Responsible

Moderate Suburban/Business

Lanes-

- Intersections-simple and complex
- Limited space to right edge
 - Curbing
 - Little or no shoulder
- Two or more full lanes. Two-way traffic
- Marked center lines, marked white line right edge
- Channel Lanes
- One-way divided highways
- Shared left turn only lanes
- Dedicated turning lanes or crossing lanes

MODERATE SUBURBAN/BUSINESS

Speeds-

- A range of speeds-35 to 45 mph-depends on:
 - Surroundings.
 - Volume of traffic

More Signs ,Signals and Markings

- Signs, Signals -Many more than other environments
 - Stop, Speed Limit, Lane Use, Traffic Lights
 - Warning Signs and Lights, Work Zones
- Lane Markings
 - Crosswalks and stop lines
 - Turning Lanes
 - Lane Channels

Be Ready, Be Safe, Be Responsible

Moderate Suburban/Business

Speeds-

- A range of speeds-35 to 45 mph-depends on:
 - Surroundings.
 - Volume of traffic

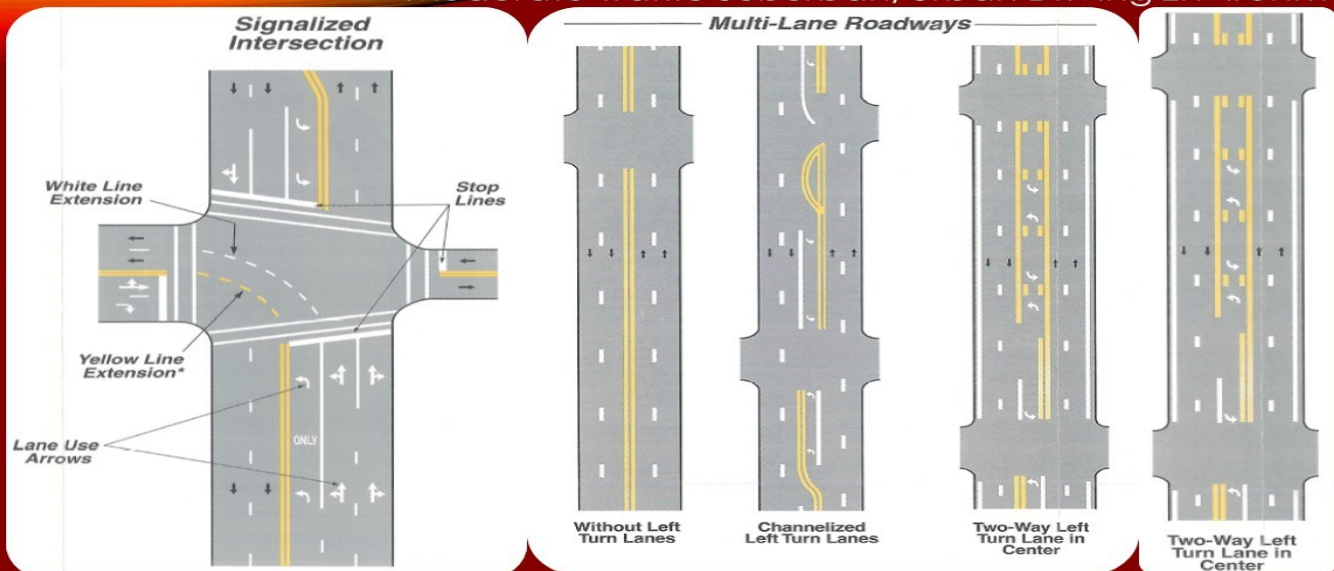
More Signs ,Signals and Markings

- Signs, Signals -Many more than other environments
 - Stop, Speed Limit, Lane Use, Traffic Lights
 - Warning Signs and Lights, Work Zones

Lane Markings


- Crosswalks and stop lines
- Turning Lanes
- Lane Channels

Moderate Traffic Suburban/Urban Driving Environments




Be Ready, Be Safe, Be Responsible

MODERATE SUBURBAN/BUSINESS




Be Ready, Be Safe, Be Responsible

MODERATE SUBURBAN/BUSINESS



Be Ready, Be Safe, Be Responsible

MODERATE SUBURBAN/BUSINESS



Be Ready, Be Safe, Be Responsible

MODERATE SUBURBAN/BUSINESS



Be Ready, Be Safe, Be Responsible

MODERATE SUBURBAN/BUSINESS

video



Be Ready, Be Safe, Be Responsible

MODERATE SUBURBAN/BUSINESS

video



Be Ready, Be Safe, Be Responsible

MODERATE SUBURBAN/BUSINESS

video



Be Ready, Be Safe, Be Responsible

SHOPPING CENTER/MALL DRIVING

Be Ready, Be Safe, Be Responsible

• Surroundings-Businesses, Malls, Stores...

- Activity from all directions
 - **Vehicles backing out from parking spaces**
 - **Pedestrians-**
 - Crossing traffic
- Traffic volume vary by time or day of the week.
- Limited space to the sides

• Lanes-

- Intersections
- One way or two-way traffic
- Turning lanes
- Road configurations vary

Be Ready, Be Safe, Be Responsible

Shopping Center/Mall Driving

Moderate Suburban/Business

Surroundings-Businesses, Malls, Stores...

- Activity from all directions
 - Vehicles backing out from parking spaces
 - Pedestrians-
 - Crossing traffic
- Traffic volume vary by time or day of the week.
- Limited space to the sides

Lanes-

- Intersections
- One way or two-way traffic
- Turning lanes
- Road configurations vary

Speeds-

- May be posted-up to 15 mph

Signs, Signals

- STOP, Speed Limit, Warning, Lane Use Signs
- Traffic signals

• Lane Markings

- Crosswalks and stop lines
- Lane arrows, channel lines, center lines
- Fire zone, loading zone, No-Parking zones
- Speed bumps

Be Ready, Be Safe, Be Responsible

Moderate Suburban/Business

Speeds-

- May be posted-up to 15 mph

Signs, Signals

- STOP, Speed Limit, Warning, Lane Use Signs
- Traffic signals

Lane Markings

- Crosswalks and stop lines
- Lane arrows, channel lines, center lines
- Fire zone, loading zone, No-Parking zones
- Speed bumps

Other Users-

- Delivery trucks
- Buses
- Pedestrians
 - Single, groups
 - Children-unpredictable, difficult to see
 - Elderly
 - Workers, carts

Drivers MUST always yield to pedestrians

Be Ready, Be Safe, Be Responsible

Moderate Suburban/Business

Shopping Center Driving

Other Users-

- Delivery trucks
- Buses
- Pedestrians
 - Single, groups
 - Children-unpredictable, difficult to see
 - Elderly
 - Workers, carts
- Drivers MUST always yield to pedestrians



Be Ready, Be Safe, Be Responsible



Be Ready, Be Safe, Be Responsible



Be Ready, Be Safe, Be Responsible

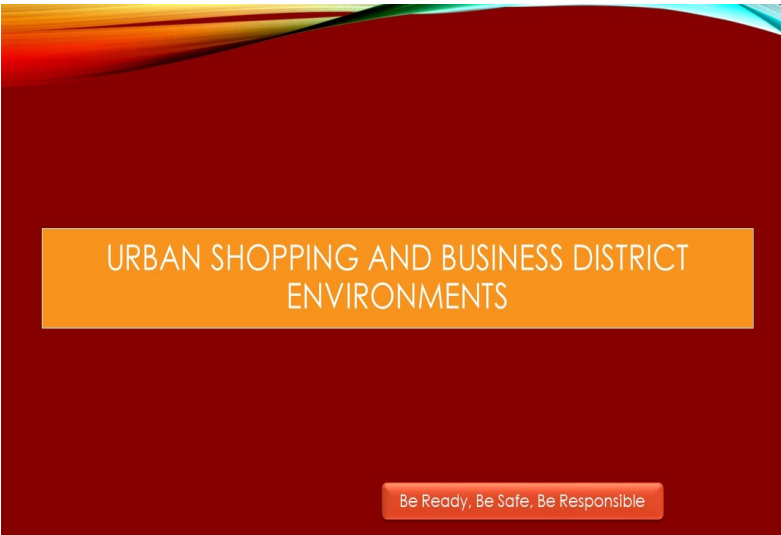
MODERATE SUBURBAN/SHOPPING

CHARACTERISTICS

- MAXIMUM POSTED SPEEDS 35-45 MPH
- INCREASED NUMBER OF USERS
 - ACTIVITY FROM ALL DIRECTIONS
 - EXITING /ENTERING BUSINESS LOTS
- LIMITED SPACE AND VISIBILITY
 - CURBS TO RIGHT
 - POSSIBLE LANES TO LEFT
- MULTIPLE LANE AND COMPLEX INTERSECTIONS
 - DEDICATED DIRECTIONAL LANES
 - SHARED DIRECTIONAL LANES
- GREATER NUMBER OF TRAFFIC CONTROLS
 - LANE USE, WARNING, SPEED SIGNS
 - VARIOUS SIGNAL LIGHTS
 - PROTECTED TURNS
 - UNPROTECTED TURNS
 - COMBINED

OBJECTIVES/SKILLS

- NEGOTIATE A VARIETY OF INTERSECTIONS WITH A VARIETY OF LANES AND CONTROLS
- INTERACT WITH USERS /ACTIVITIES
- IDENTIFY AND RESPOND TO REAL AND/OR POTENTIAL HAZARDS
- ADJUST SPEED & POSITION WHEN APPLICABLE
- NAVIGATE PARKING LOTS
 - PEDESTRIAN, PARKING
- TURNS
 - SCAN THROUGH ALL TURNS
 - GAP SELECTION
 - SET-UP FOR LEFT TURNS @ INTERSECTIONS
 - SHARED LEFT TURN ONLY USE
 - RIGHT TURN ON RED
- ANTICIPATE CHANGING TRAFFIC SIGNALS
- REGULAR & ROUTINE MIRROR USE



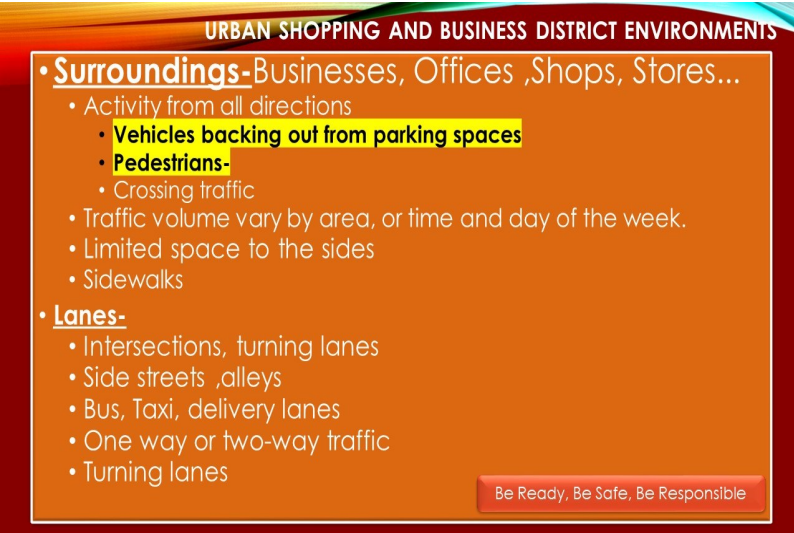
Urban Shopping and Business district Environments
Surroundings-Businesses, Offices ,Shops, Stores...

- Activity from all directions
- Vehicles backing out from parking spaces
- Pedestrians-
Crossing traffic
- Traffic volume vary by area, or time and day of the week.

Limited space to the sides
 Sidewalks

Lanes-

- Intersections, turning lanes
- Side streets ,alleys
- Bus, Taxi, delivery lanes
- One way or two-way traffic
- Turning lanes



Urban Shopping and Business district Environments
Speeds-

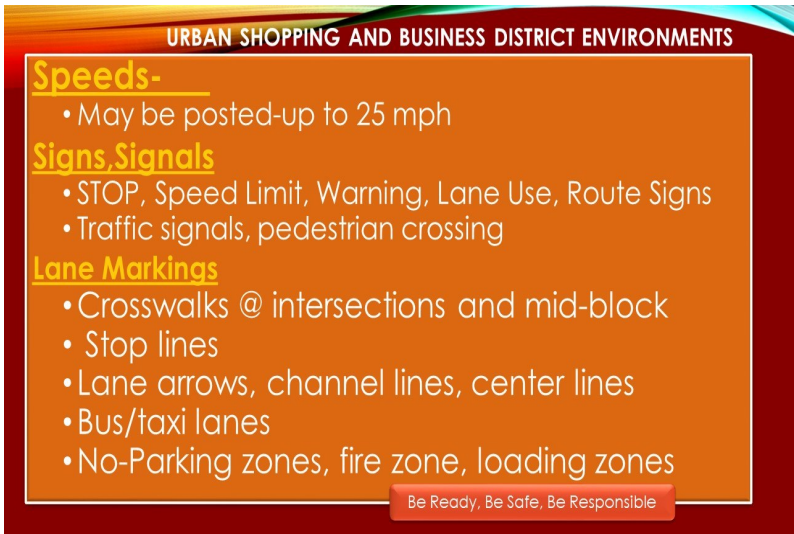
May be posted-up to 25 mph

Signs,Signals

- STOP, Speed Limit, Warning, Lane Use, Route Signs
- Traffic signals, pedestrian crossing

Lane Markings

- Crosswalks @ intersections and mid-block
- Stop lines
- Lane arrows, channel lines, center lines
- Bus/taxi lanes
- No-Parking zones, fire zone, loading zones



URBAN SHOPPING AND BUSINESS DISTRICT ENVIRONMENTS

Other Users-

- Buses, Taxis, Ride Sharing, Delivery trucks
- Pedestrians
 - Single, groups
 - Children-unpredictable, difficult to see
 - Elderly
- Cyclists

Drivers MUST ALWAYS yield to pedestrians in their path

Be Ready, Be Safe, Be Responsible

Urban Shopping and Business district Environments

Other Users-

- Buses, Taxis, Ride Sharing, Delivery trucks
- Pedestrians
 - Single, groups
 - Children-unpredictable, difficult to see
 - Elderly

Cyclists

Drivers MUST ALWAYS yield to pedestrians in their path

URBAN SHOPPING AND BUSINESS DISTRICT ENVIRONMENTS

Other Users-

- Buses, Taxis, Ride Sharing, Delivery trucks
- Pedestrians
 - Single, groups
 - Children-unpredictable, difficult to see
 - Elderly
- Cyclists

Drivers MUST ALWAYS yield to pedestrians in their path

Be Ready, Be Safe, Be Responsible

Urban Shopping and Business district Environments

Other Users-

- Buses, Taxis, Ride Sharing, Delivery trucks
- Pedestrians
 - Single, groups
 - Children-unpredictable, difficult to see
 - Elderly

Cyclists

Drivers MUST ALWAYS yield to pedestrians in their path

URBAN SHOPPING AND BUSINESS DISTRICT ENVIRONMENTS

Risk Awareness


- Sudden Stops and lane changes
- Vehicles leaving, entering parking spaces
- Drivers exiting and entering vehicles
- Blocked lanes
- Blocked sightlines buildings and large vehicles
- Reduced space front and sides
- Pedestrian actions-jaywalking, inattention and distraction, poor judgement
- High risk for rear-end collisions

Be Ready, Be Safe, Be Responsible

Risk Awareness

- Sudden Stops and lane changes
- Vehicles leaving, entering parking spaces
- Drivers exiting and entering vehicles
- Blocked lanes
- Blocked sightlines buildings and large vehicles
- Reduced space front and sides
- Pedestrian actions-jaywalking, inattention and distraction, poor judgement
- High risk for rear-end collisions

URBAN SHOPPING AND BUSINESS DISTRICT ENVIRONMENTS



Be Ready, Be Safe, Be Responsible

URBAN SHOPPING AND BUSINESS DISTRICT ENVIRONMENTS



Be Ready, Be Safe, Be Responsible

URBAN SHOPPING AND BUSINESS DISTRICT ENVIRONMENTS



Be Ready, Be Safe, Be Responsible


URBAN BUSINESS

video



Be Ready, Be Safe, Be Responsible

URBAN SHOPPING AND BUSINESS DISTRICT ENVIRONMENTS



Be Ready, Be Safe, Be Responsible

Urban Shopping and Business district Environments

video



Be Ready, Be Safe, Be Responsible

Urban Shopping and Business district Environments

video



Be Ready, Be Safe, Be Responsible

URBAN BUSINESS DISTRICT

CHARACTERISTICS

- LARGE VOLUME OF TRAFFIC & ACTIVITY
TIME OF DAY
(MOTOR VEHICLES, BICYCLISTS, PEDESTRIANS
BUSES, TAXI, DELIVERY)
- SPECIAL LANES FOR SELECTIVE USE
- PROTECTED AND UNPROTECTED TURNS
- COMPLEX INTERSECTIONS
- RESTRICTED SPACE
PARKING
BLOCKED LANES
- CROSSWALKS
MID-BLOCK
@INTERSECTIONS

OBJECTIVES/ SKILLS

- MAKING LEFT AND RIGHT TURNS FROM MULTIPLE LANES ONTO MULTIPLE-LANE STREETS
- MAKING LANE CHANGES
PROCEDURE
BLIND SPOTS CHECKS
- INTERACT WITH OTHER USERS
- YIELD TO PEDESTRIANS
- ENTER AND EXIT ALLEYWAYS
- NEGOTIATE AN OFF-SET INTERSECTION
PROPER POSITION FOR LEFT TURN
- SCAN THROUGH TURNS
- ENTER CORRECT LANE FROM TURN
- SELECTIVE & ROUTINE MIRROR USE
- PREDICT CHANGING TRAFFIC SIGNALS
- NAVIGATE ONE-WAY STREETS
- REGULAR & ROUTINE MIRROR USE

End Part 10

Be Ready, Be Safe, Be Responsible

