


***Indiana University of Pennsylvania  
Fiscal Year 2013-2014***

***Annual Grantsmanship Report***



***Externally Sponsored Awards  
July 1, 2013 – June 30, 2014***

IUP Research Institute  
1179 Grant St., Suite One  
Indiana, PA 15701

Mark A. Berezansky, Executive Director  
724-357-2223  
<http://www.iup.edu/researchinstitute>  
[mberezan@iup.edu](mailto:mberezan@iup.edu)

## ***Indiana University of Pennsylvania FY2013-2014 Annual Grantsmanship Report***

The Mission of the IUP Research Institute is to advance the research agenda and educational objectives of Indiana University of Pennsylvania. The Research Institute provides a full range of pre-award and post-award services designed to provide “cradle-to-grave” support for IUP researchers. The Research Institute is governed by an independent Board of Directors which is responsible for upholding the Institute’s Articles of Incorporation, By-Laws, and the principles set forth in the Affiliation Agreement with the University. The Board is composed of the University President, appointed University representatives, and local community and business leaders.

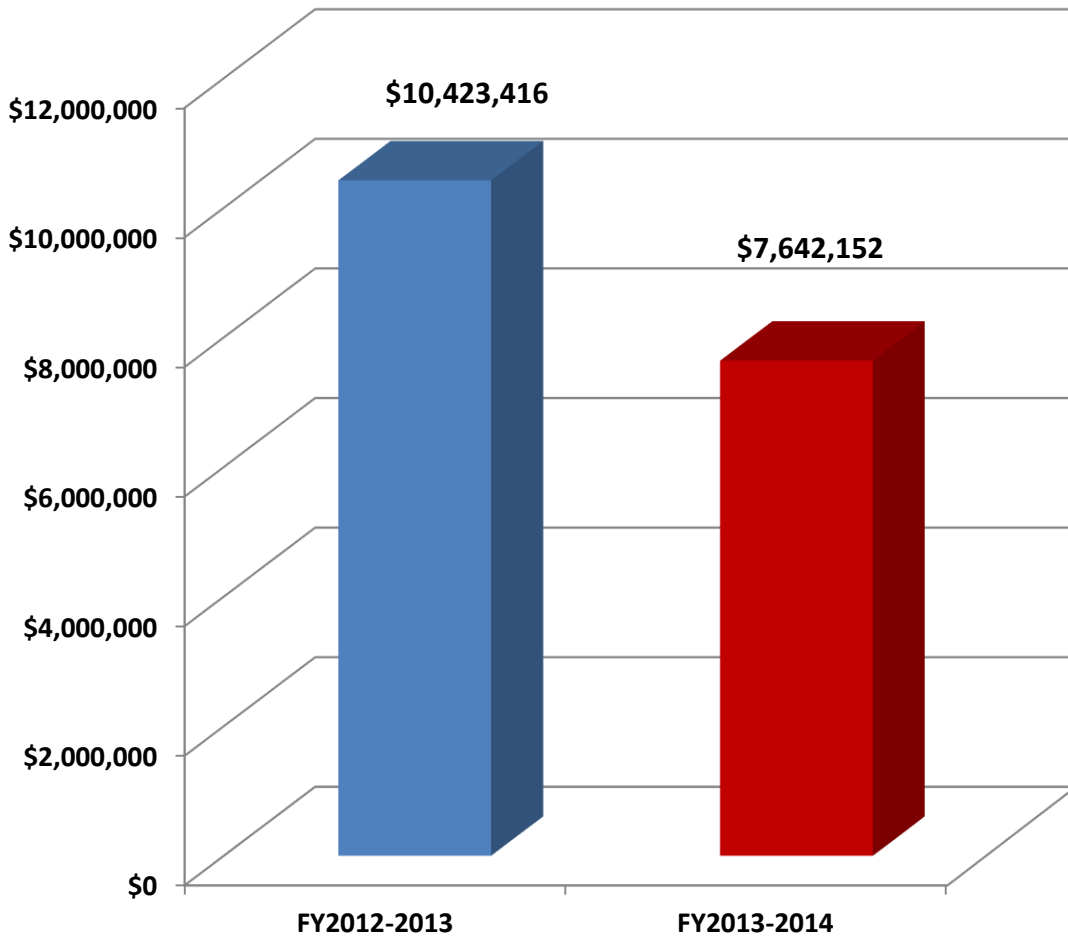
Indiana University of Pennsylvania and the IUP Research Institute jointly administer external funds. The IUP Research Institute is a 501c(3) (tax exempt) organization that operates independently for the benefit of Indiana University of Pennsylvania, under the terms of the Affiliation Agreement.

This Annual Report of Externally Sponsored Activities summarizes externally funded grants, contracts, and cooperative agreements for the year of **July 1, 2013 – June 30, 2014 (Fiscal Year 2013-2014)**. This report is designed to recognize IUP faculty and staff members who dedicate their time, talents, and expertise to seek and receive external funds for their research, teaching, and creative activities. These accomplishments represent the outstanding commitment on the part of faculty and staff to advance the research, teaching, and public service missions of the University through external funding.

It is important to understand the type of data that are included (and not included) in this report. The data reported herein reflects the dollar amounts awarded (in aggregate and per project), not the dollar amounts expended. Many times, even with effective post-award management, activities actually performed differ from activities that were planned at the proposal stage. Said changes in activities often result in modifications to the budget and expenses incurred. When these changes occur the dollar amounts actually expended can differ from the pre-award expectation. In the case of cost-reimbursable grants (large majority), the dollar amounts actually expended and received by the institution could be less than what was awarded by the funding agency (at least in the time frame originally planned). In addition, the current database does not provide the ability to ‘split’ award dollars by co-investigator. Therefore, the department/unit of co-investigators does not receive recognition in this particular report. Alternate reports are available upon request. IT Services is working on a new and improved database that will greatly enhance functionality and help us more easily credit co-PIs with awards.

A multitude of offices, divisions, people, and efforts contribute to the success of research endeavors at IUP. Any comments, questions, or requests regarding this report should be directed to Mr. Mark A. Berezansky, Executive Director, IUP Research Institute.

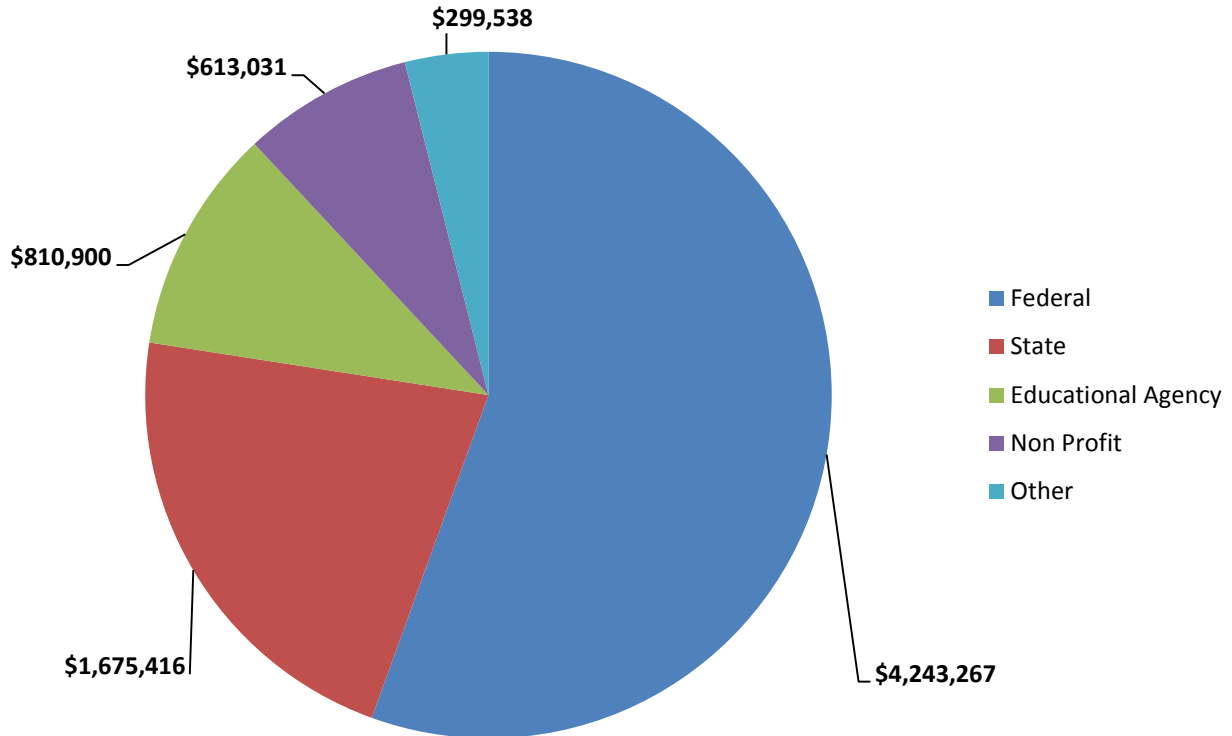
## IUP Sponsored Activity Awards: 2-Year Comparison FY2012 - 2013 to FY2013 - 2014



Congratulations to all of the IUP researchers for receiving sponsored activity dollars in the amount of **\$7,642,152 for Fiscal Year 2013-2014**. The extensive efforts put forth in grantsmanship activities by IUP researchers made a fiscally challenging year extremely successful.

The College of Education & Educational Technology normally receives their annual Carl D. Perkins Grant near the end of each Fiscal Year. The \$1.2 million dollar award was delayed this year due to delays in the US Department of Education. The \$1.2 million is NOT included in FY2013 - 2014 data.

## Awards by Originating Funding Source Fiscal Year 2013-2014



IUP received 55% of its awards from the federal government (\$4,243,267) with US Department of Labor ranking as the top federal funder at \$1,879,800. The state of Pennsylvania came in second at \$1,675,416. The federal and state agencies, combined, accounted for nearly 78% of IUP's externally sponsored funding.

The overall top 3 agencies to fund IUP for Fiscal Year 2013-2014 are:

U.S. Department of Labor	\$1,879,800
National Science Foundation	\$ 715,707
Peoples Education Society, India (Curriculum)	\$ 535,000

## IUP's Million Dollar Club for Fiscal Year 2013-2014

College of Health and Human Services	\$2,108,535
Department of Safety Sciences (PA/OSHA Consultation Program)	\$1,879,800
College of Humanities and Social Sciences	\$1,667,540
College of Natural Sciences and Mathematics	\$1,554,859
Eberly College of Business and Information Technology	\$1,266,756

Five (5) units on campus boast the honor of membership in "IUP's Million Dollar Club" for Fiscal Year 2013-2014. The repeat honorees from Fiscal Year 2012-2013 include:

- College of Health and Human Services
- College of Humanities and Social Sciences
- College of Natural Sciences and Mathematics
- Department of Safety Sciences



Colleges, Departments, Divisions, and Centers & Institutes (if applicable) are recognized individually in the "Million Dollar Club" in order to fully recognize all researchers contributing to the overall success of IUP's research portfolio. Therefore, for the purpose of this particular chart, Department and Centers & Institutes dollars are included in their respective college totals as well.

### Increases over Fiscal Year 2012-2013 (Academic Colleges)

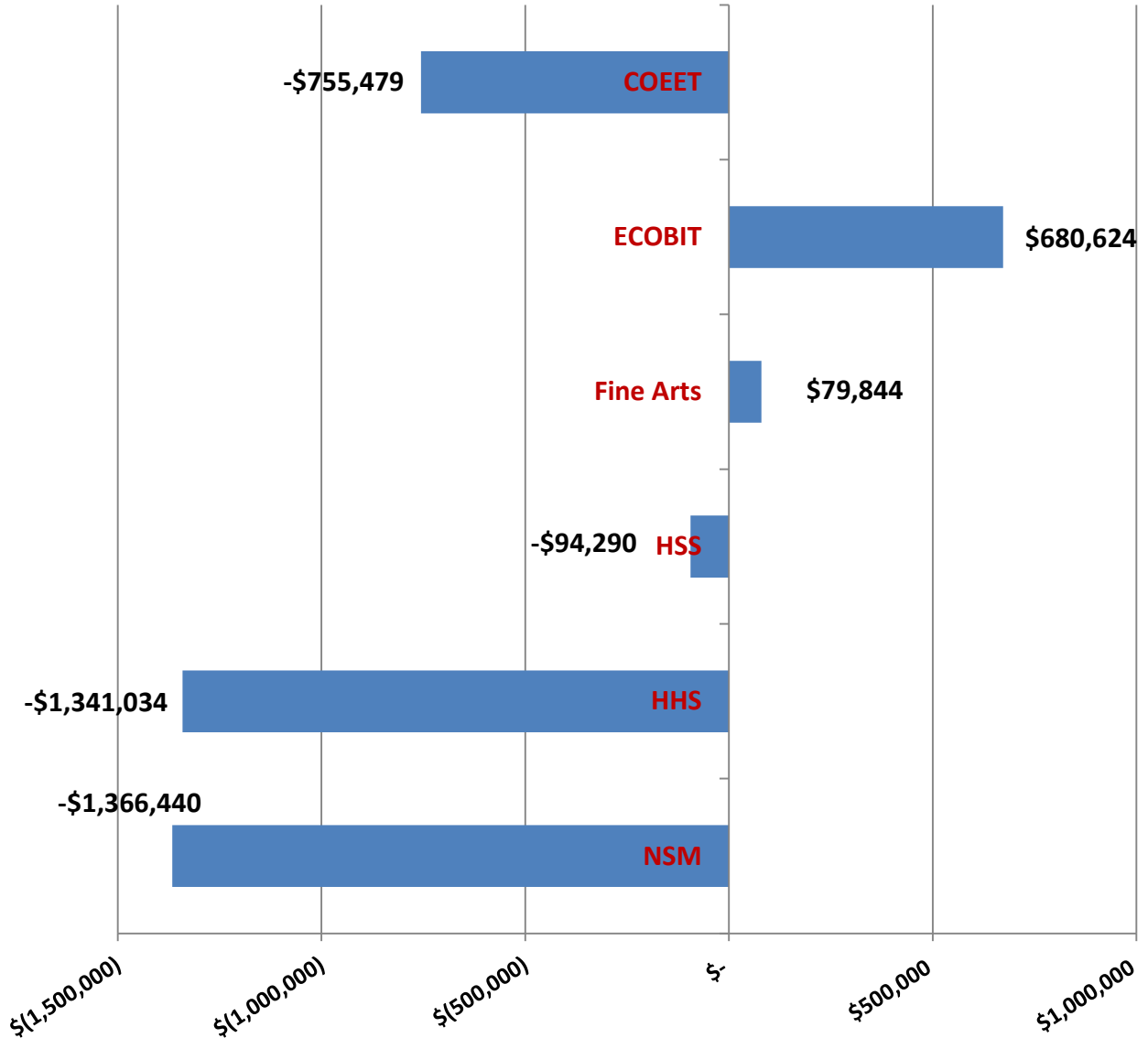


Eberly College of Business & Information Technology	\$ 680,624
College of Fine Arts	\$ 79,844

We are proud to report that the IUP Colleges and Departments listed above increased their externally sponsored- project totals from Fiscal Year 2012-2013 to Fiscal Year 2013-2014.

## Change in Grantsmanship by Academic College

### FY2012-2013 to FY2013-2014



The bar chart above depicts the variances by Academic College of Sponsored Awards received from Fiscal Year 2012-2013 to Fiscal Year 2013-2014. Congratulations to Eberly College of Business and Information Technology and the College of Fine Arts for increasing their sponsored awards during Fiscal Year 2013-2014. The College of Education & Educational Technology normally receives their annual Carl D. Perkins Grant near the end of each Fiscal Year. The \$1.2 million dollar award was delayed this year due to delays in the US Department of Education. The \$1.2 million is NOT included in FY2013-2014 data.

## IUP's Top Awards for Fiscal Year 2013-2014

1. Gualardo, Samuel: FY2013/2014 PA OSHA Consultation	\$1,879,800
Sponsor: U.S. Department of Labor	
2. Kuo, Yu-Ju: Creating Opportunities for Applying Mathematics-Scholarships	\$ 605,931
Sponsor: National Science Foundation	
3. Camp, Robert: Academic Exchanges Between PES, India & IUP	\$ 535,000
Sponsor: Peoples Education Society, India	
4. Wilson, Robert: DEP Mine Map Grant 2013-2016	\$ 484,631
Sponsor: PA Department of Environmental Protection	
5. Anderson, John: Maintenance & Coordination Services	\$ 350,319
Sponsor: US Department of Transportation	
6. Kopczyk, Wendy: WEDnet PA (Basic Skills & Information Technology)	\$ 308,733
Sponsor: PA Department of Community & Economic Development	
7. Larkin, Jeff: Monitoring & Evaluating Golden-Winged Warbler Response to Breeding Habitat Management	\$ 255,966
Sponsor: US Department of Agriculture	
8. Masilela, Calvin: Upward Bound Math & Science	\$ 235,704
Sponsor: US Department of Education	
9. Jenkins, Melvin: Promise Plus	\$ 218,000
Sponsor: Heinz Endowments	
10. Camp, Robert: Arab American University (AAUJ), Palestine	\$ 200,000
Sponsor: Arab American University, Jenin	

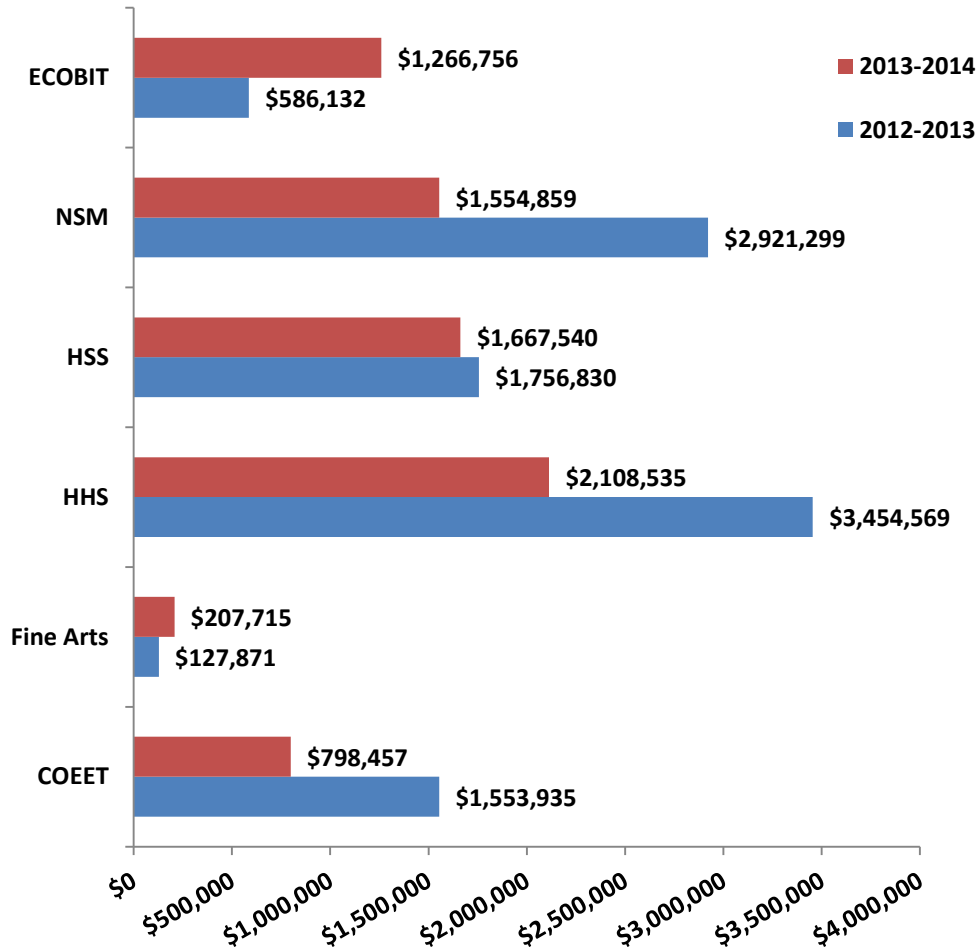
Congratulations to IUP's "Top 10" Primary Investigators/Project Directors! Combined, these top 10 awards account for 65% of all external dollars received by IUP during Fiscal Year 2013-2014. A second "Congratulations" to the following for achieving recognition in the "Top 10" multiple years in a row!



**Sam Gualardo (1<sup>st</sup> place 4 years in a row!)**

**Yu-Ju Kuo  
Calvin Masilela  
Robert Wilson**

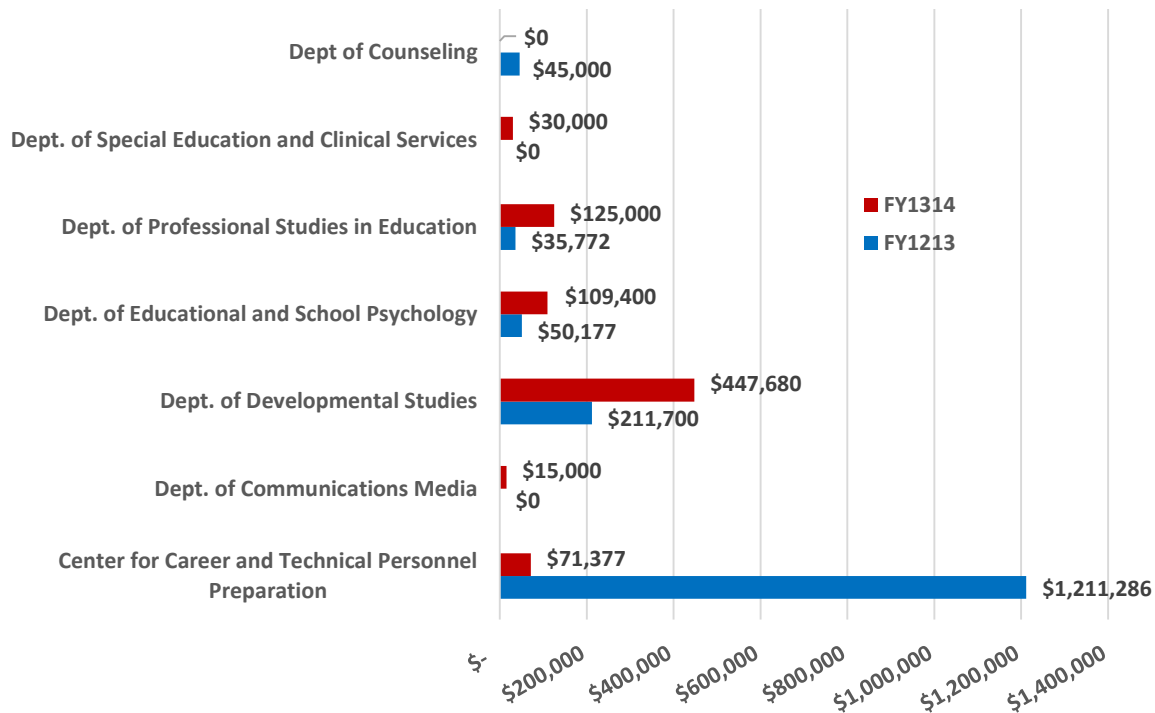
### Awards by Academic College FY 2013-2014 to FY2012-2013





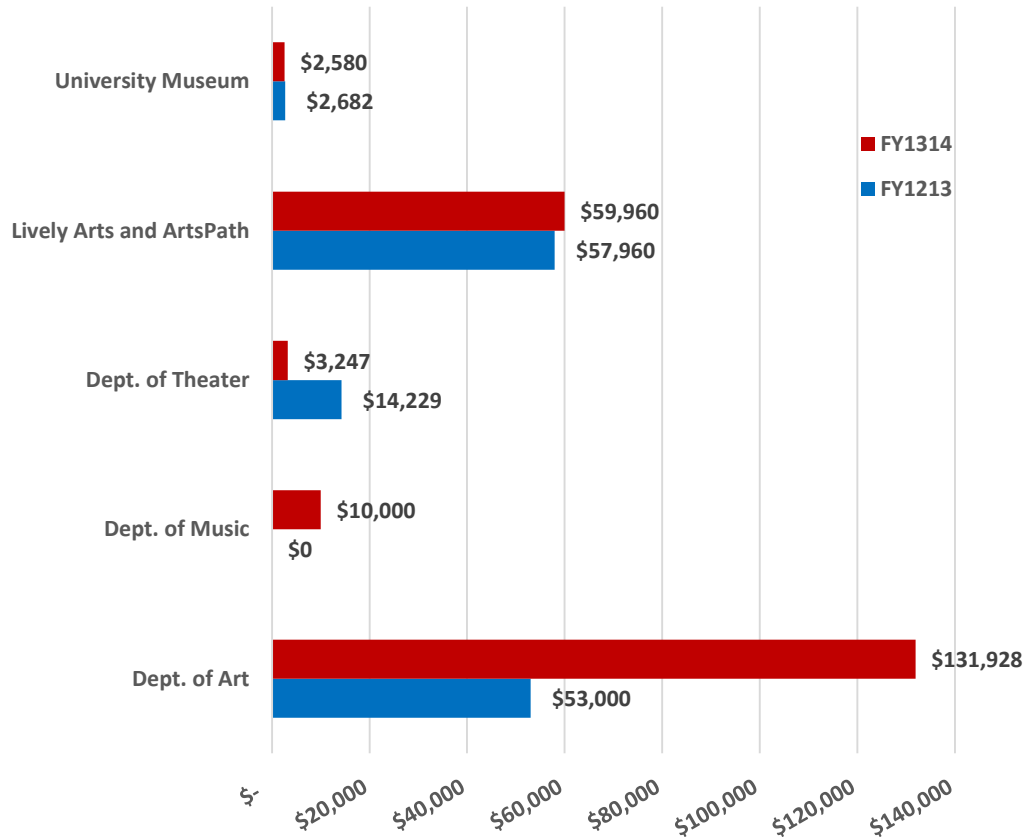
**College of Education and Educational Technology**

**Awards by Academic Department  
FY2013 – 2014 to FY 2012 - 2013**



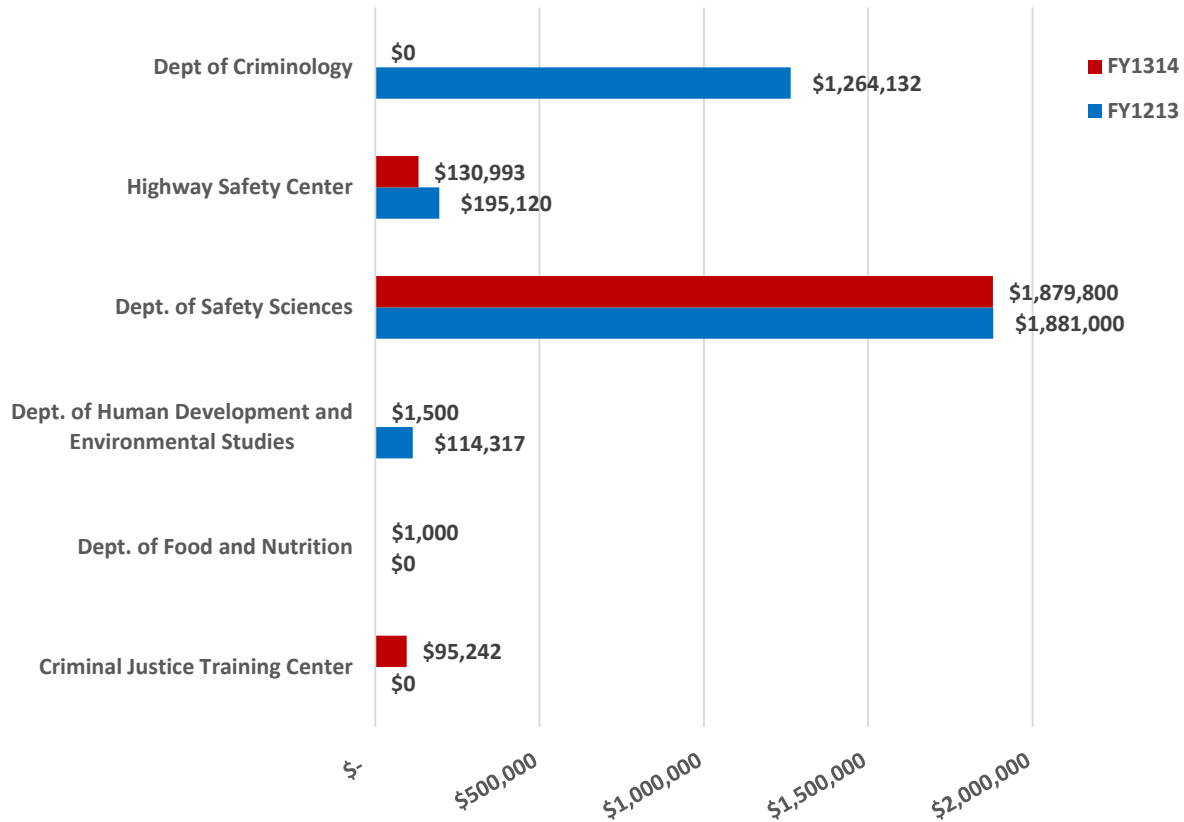
The College of Education & Educational Technology brought in a total of **\$798,457** for Fiscal Year 2013-2014 . The Departments of Educational & School Psychology, Communications Media, Developmental Studies, Professional Studies in Education, and Special Education & Clinical Services increased their sponsored award dollars during Fiscal Year 2013-2014 as compared to Fiscal Year 2012-2013.

**College of Fine Arts**  
**Awards by Academic Department**  
**FY2013-2014 to FY2012-2013 Comparison**



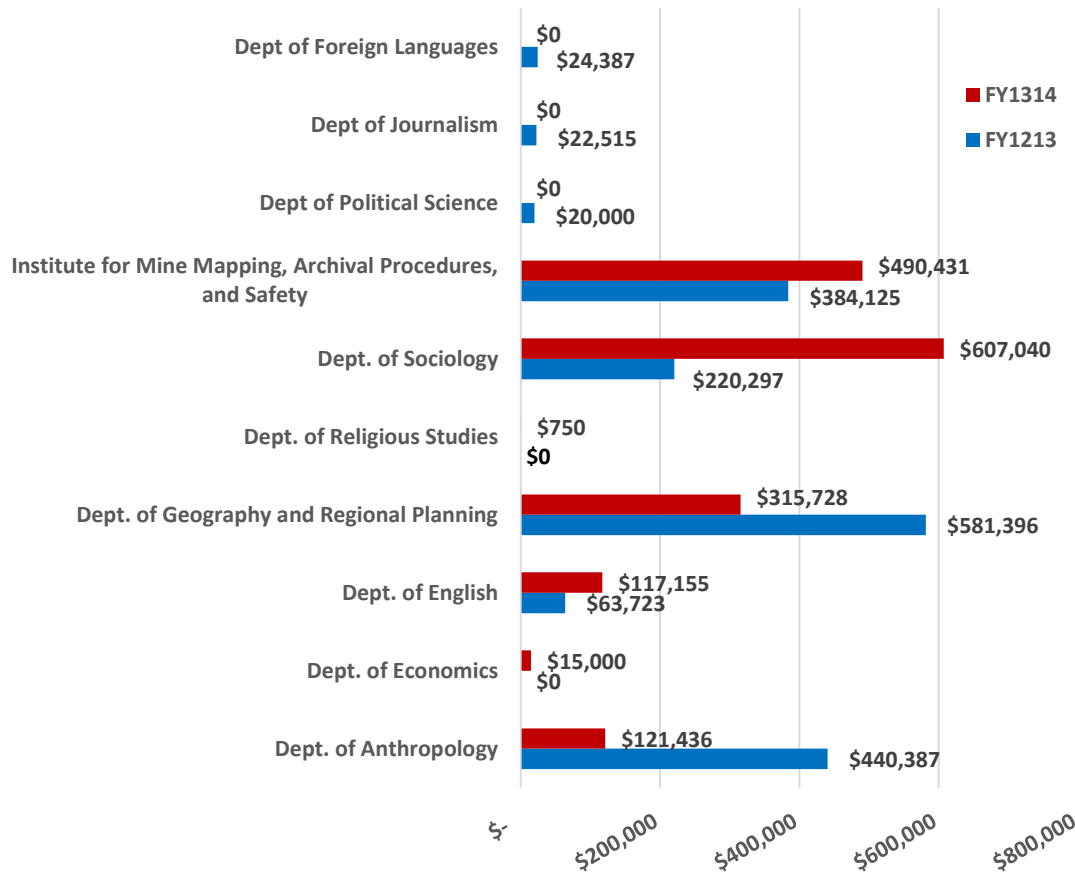
The College of Fine Arts brought in a total of **\$207,715** for Fiscal Year 2013-2014. The Department of Art and Lively Arts/ArtsPath increased their sponsored award dollars during Fiscal Year 2013-2014 as compared to Fiscal Year 2012-2013.

**College of Health & Human Services**  
**Awards by Academic Department**  
**FY2013-2014 to FY2012-2013 Comparison**



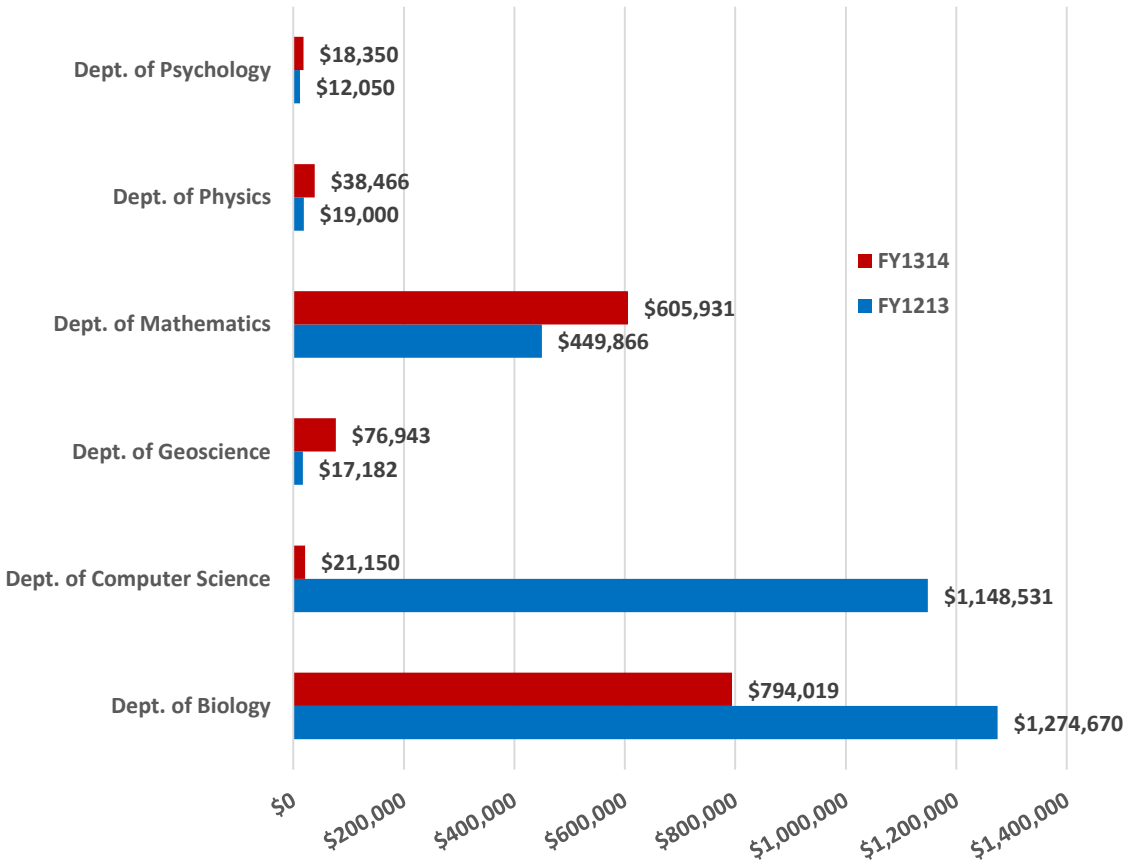
The College of Health & Human Services brought in a total of **\$2,108,535** and is a member of IUP's Million Dollar Club, as is the Department of Safety Sciences (and the PA/OSHA Consultation Program). The Criminal Justice Training Center increased their sponsored award dollars during Fiscal Year 2013-2014 as compared to Fiscal Year 2012-2013.

**College of Humanities & Social Sciences**  
**Awards by Academic Department**  
**FY2013-2014 to FY2012-2103 Comparison**



The College of Humanities & Social Sciences brought in a total of **\$1,667,540** and is a member of IUP's Million Dollar Club. The Departments of English, Religious Studies, Sociology, and the Institute for Mine Mapping, Archival Procedures, and Safety all increased sponsored award dollars during Fiscal Year 2013-2014 as compared to Fiscal Year 2012-2013.

**College of Natural Sciences and Mathematics**  
**Awards by Academic Department**  
**FY2013-2014 to FY2012-2103 Comparison**

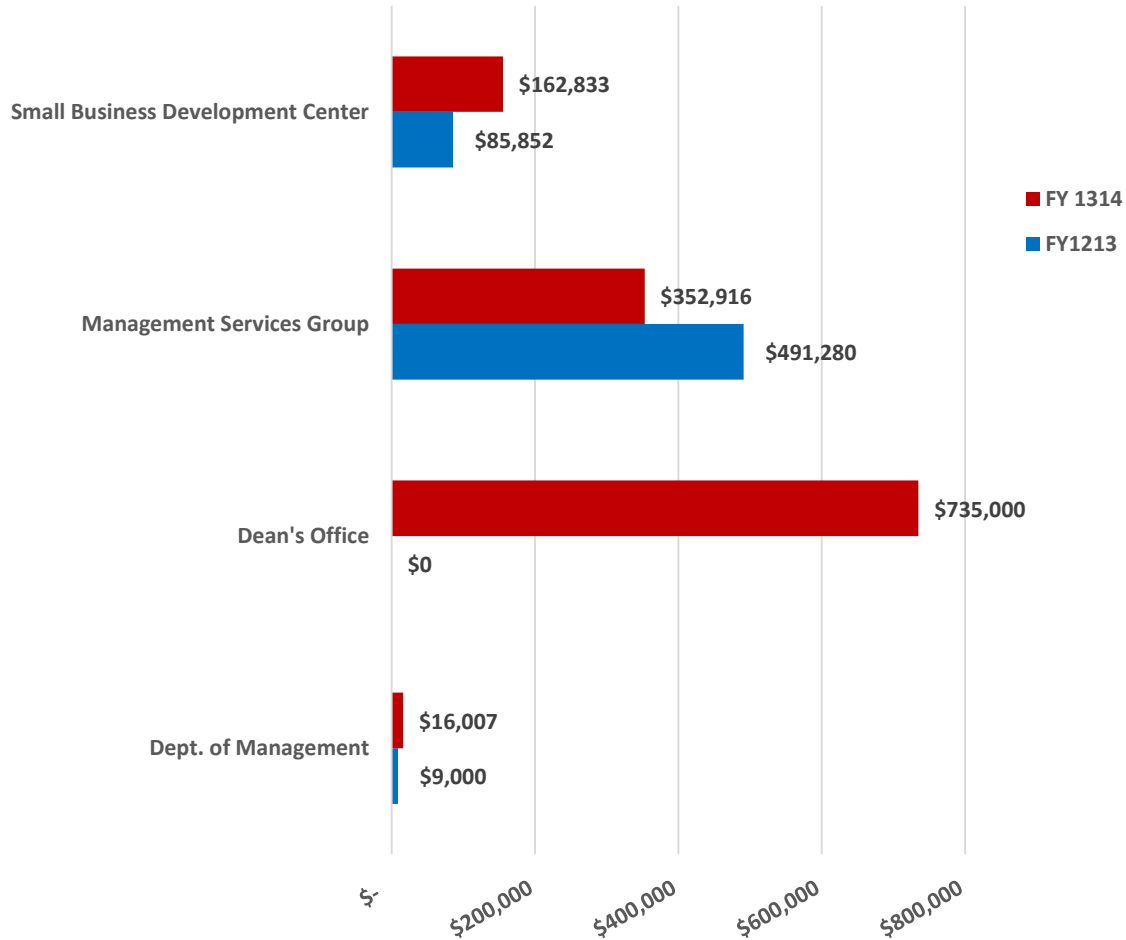


The College of Natural Sciences & Mathematics brought in a total of **\$1,554,859** and is a member of IUP’s Million Dollar Club. The Departments of Geosciences, Mathematics, Physics, and Psychology increased their sponsored award dollars during Fiscal Year 2013-2014 as compared to Fiscal Year 2012-2013.

**Eberly College of Business & Information Technology**

**Awards by Academic Department**

**FY2013-2014 to FY2012-2013**



The Eberly College of Business & Information Technology brought in a total of **\$1,266,756** and is a member of IUP's Million Dollar Club. The Small Business Development Center, the Department of Management, and the Dean's Office increased their sponsored award dollars during Fiscal Year 2013-2014 as compared to Fiscal Year 2012-2013.

**Indiana University of Pennsylvania FY2013-2014 Annual Grantsmanship Report**

**Fiscal Year 2013-2014**

<b>Sponsored Awards by Originating Source</b>	<b>Total Award \$</b>
Adelphoi Education	\$ 10,000
Allegheny-Erie Society of Toxicology	\$ 1,000
American Academy of Religion	\$ 750
American Psychological Association	\$ 2,500
Anonymous	\$ 115,207
Appalachian Regional Commission	\$ 4,000
Arab American University, Jenin	\$ 200,000
Center for Rural Pennsylvania	\$ 15,000
Clymer Borough	\$ 5,000
Communities at Indian Haven	\$ 250
Consortium for Ocean Leadership	\$ 10,000
Costume Society of America	\$ 1,500
Environmental Service Laboratories, Inc	\$ 5,800
Heinz Endowments	\$ 328,000
Howard Hughes Medical Institute	\$ 50,000
Indiana County Headstart, Inc	\$ 3,500
Inter-American Development Bank	\$ 97,215
Intermediate Unit 1	\$ 30,000
Luzerne County	\$ 6,845
Municipal Authority of Westmoreland County	\$ 75,024
National Education Association Foundation	\$ 5,000
National Fish & Wildlife Foundation	\$ 149,592
National Highway Traffic Safety Administration	\$ 119,993
National Science Foundation	\$ 715,707
North Allegheny School District	\$ 900
PA Career & Technical Education Conference (PA*CTEC)	\$ 46,677
PA Commission on Crime & Delinquency	\$ 160,429
PA Council on the Arts	\$ 63,787
PA Department of Community & Economic Development	\$ 361,216
PA Department of Education	\$ 5,000
PA Department of Environmental Protection	\$ 487,973
PA Department of Labor	\$ 24,700
PA Department of Public Welfare	\$ 30,000
PA Department of Transportation	\$ 117,436
PA Faculty Health & Welfare Fund	\$ 1,000
PA Game Commission	\$ 3,000
PA Higher Education Assistance Agency (PHEAA)	\$ 228,680
PA Liquor Control Board	\$ 39,998
PA Small Business Development Center	\$ 66,428
PA State System of Higher Education (PASSHE)	\$ 132,730
PES India	\$ 535,000
Rivers of Steel	\$ 24,428
Rosebud Mining	\$ 11,000

**Indiana University of Pennsylvania FY2013-2014 Annual Grantsmanship Report**

Society of Photographic Instrumentation Engineers	\$ 3,468
US Department of Agriculture	\$ 329,731
US Department of Education	\$ 241,704
US Department of Health & Human Services	\$ 65,000
US Department of Justice	\$ 95,242
US Department of Labor	\$1,879,800
US Department of Transportation	\$ 350,319
US Fish & Wildlife Service	\$ 203,481
US Small Business Administration	\$ 88,698
United Way of Indiana County	\$ 2,000
Utipp, LLC	\$ 89,447
<b>GRAND TOTAL:</b>	<b>\$7,642,152</b>



## **Sponsored Awards by Centers and Institutes**

### **Fiscal Year 2013-2014**

<b>Administration and Leadership Studies Research Training Center</b>	<b>\$607,040</b>
<b>Archaeological Services</b>	<b>\$117,436</b>
<b>Center for Applied Psychology</b>	<b>\$6,000</b>
<b>Center for Career and Technical Personnel Preparation</b>	<b>\$71,377</b>
<b>Center for Health &amp; Well-Being</b>	<b>\$39,998</b>
<b>Center for Rural Gifted Education</b>	<b>\$30,900</b>
<b>Center for Turning &amp; Furniture Design</b>	<b>\$107,500</b>
<b>Criminal Justice Training Center</b>	<b>\$95,242</b>
<b>Frederick Douglass Institute</b>	<b>\$47,155</b>
<b>Highway Safety Center</b>	<b>\$130,993</b>
<b>Institute for Mine Mapping, Archival Procedures &amp; Safety</b>	<b>\$490,431</b>
<b>PA/OSHA Consultation Program</b>	<b>\$1,879,800</b>
<b>Small Business Development Center</b>	<b>\$162,833</b>
<b>Grand Total</b>	<b>\$3,786,705</b>

IUP's Centers and Institutes are active participants in sponsored activity. With a combined award total of \$3,786,705, they account for half (50%) of IUP's sponsored activity awards.

**Research Advocacy**

The IUP Research Institute staff actively work to promote, encourage, and facilitate grantsmanship at IUP in a myriad of ways. Individual and focused communication with researchers, chairpersons, deans, and administrators include, but are not limited to, the identification of funding opportunities, proposal development, budget development, pre-award authorization process, award/contract negotiations, post-award fiscal management, modifications, and project-closeout (including financial and technical reporting requirements throughout the life cycle of the award). We foster communication efforts to increase awareness, interest, and compliance.

Below are examples of efforts to increase interest, participation, understanding, and compliance in externally sponsored activities.

**Grantsmanship Outreach Activities**

<b># of Customized Funding Searches Performed</b>	<b>126</b>
<b># of Researcher Meetings Held</b>	<b>546</b>
<b># of Dean/Chairperson Meetings Held</b>	<b>125</b>

During the FY1314, Research Institute staff performed 126 customized searches for funding opportunities, and met with researchers and administrators 671 times. To maximize resources, IUP and the IUP Research Institute provide relevant tools for researchers. Utilizing SpinPLUS, researchers can perform their own customized funding searches and receive customized funding opportunities directly to their IUP email. The Research Institute website (<http://www.iup.edu/researchinstitute>) provides links to relevant policies, procedures, forms, agency links, and other useful tools.

Accurate and timely data is essential to managing the research portfolio at IUP. Deans and administrators continuously support, promote, and increase the sponsored activity within their academic purview. To assist with this task, the RI provides a variety of standard reports:

- ❖ Monthly Deans' Report – a quick view chart providing a cumulative summary of proposal and award activity trends. A comparison of the previous fiscal year totals to the current fiscal year (to-date) totals.
- ❖ Quarterly Deans' Report – a more detailed report of the current fiscal year proposal and award activity including researcher name, agency, title of project, and dollar value of proposal and/or award.
- ❖ AWE report – provides detailed information on grant-funded faculty releases, summer contracts, and graduate assistantships. The goal of this report is to assist IUP in managing post-award activities and, therefore, maximizing grant activity.
- ❖ Revolving Accounts – Revolving Accounts are established by the RI when a PI has residual funds from a firm-fixed price contract (externally funded). The dollars are accounted for and available for use by the PI for “research-related” expenses. Reports are provided on a regular basis to deans and administrators.

## **Educational Efforts**

The IUP Research Institute offers its “Nuts & Bolts” Workshop Series to faculty, staff and graduate students annually during the fall semester. These are held in the RI conference room by RI staff members. NOTE: Due to extremely low enrollment in FY1314, these same sessions will be migrated to an online platform for FY1415 allowing interested parties to access the workshops at their convenience! Face-to-face sessions will be provided upon request.

**\*Finding Funding Opportunities**  
**\*Pre-Award Processes**

**\*Budget Building Blocks**  
**\*Post-Award Processes**

Focused, customized presentations at chairpersons’ meetings, deans’ meetings, faculty groups, graduate classes, and other interested parties are performed on an as-requested basis.

In addition to these four primary workshops, we host and/or participate in a wide variety of sponsored research activities for IUP faculty, staff, and administrators throughout the year. All events are offered free of charge to the IUP community.

- ❖ RI sponsored brown bag luncheon workshops
- ❖ Annual RI sponsored Researchers’ Reception (Networking opportunities!)
- ❖ Annual Deans’ Luncheon
- ❖ New Faculty Orientation
- ❖ Participation on IUP’s RI Advisory Board
- ❖ Research Appreciation Week in partnership with the School of Graduate Studies & Research
- ❖ Externally sponsored webinars and speakers
  - National Science Foundation, National Institutes of Health, National Endowments for the Humanities, National Council of Research Administrators, Society for Research Administration, and the Grants Resource Center
- ❖ Weekly dissemination of funding opportunities
- ❖ Regular updates and resource availability on the IUP Research Institute Website  
<http://www.iup.edu/researchinstitute>

## **Proposal Strategies**

The RI works diligently to ensure proposals submitted on behalf of IUP are of the highest possible quality. Adhering to standard operating procedures helps to ensure the technical and budget narratives meet agency guidelines, meet applicable federal, state, and university pre-requisites, require reasonable university support, budget and scope of work are consistent, and have been appropriately reviewed, analyzed, and authorized by all IUP and IUPRI administrative entities.

When appropriate (and as time permits), the School of Graduate Studies and Research provides an in-depth review/edit of proposal narratives to help ensure the highest possible quality. For “significant projects”, professional external reviewers are utilized and paid for by the SGSR. These efforts have greatly improved the quality of our proposals and the grant-writing expertise of our researchers. It is fully expected that we will see a long- term return on investment as these researchers continue to grow and succeed in grantsmanship activities.

## **Researcher Incentives**

In addition to our outreach initiatives, the RI partners with IUP and the School of Graduate Studies and Research to recognize researcher participation at both the pre-award and post-award stages. The President's Advancing Grantsmanship initiative was established in 2010 to encourage faculty to write and submit proposals. Recipients of the President's Advancing Grantsmanship incentive continues assist faculty members. Forty-one different faculty members received this incentive for FY 2013-2014. The School of Graduate Studies and Research manages this initiative on behalf of the President's Office.

### **FY 2013-2014 President's Advancing Grantsmanship Recipients**

Francisco Alarcon  
Frederick Adkins  
John Anderson  
Stuart Chandler  
Beverly Chiarulli  
John Chrispell  
Cuong Diep  
Joseph Duchamp  
Susan Fello  
Ben Ford  
Sam Gualardo  
David Hanauer  
Steve Hovan  
Melvin Jenkins  
Shirley Johnson  
Brian Jones

Gregory Kenning  
Yongtaek Kim  
Yuju Kuo  
Charles Lake  
Jeff Larkin  
James Lenze  
Steve Loar  
Carl Luciano  
Nathan McElroy  
Mary Lou Metz  
David Myers  
Philip Neusius  
Sarah Neusius  
Brian Okey  
Lora Ott  
Lisa Palmer

Louis Pesci  
Mark Piwinsky  
Daniel Puhlmah  
Edel Reilly  
Devki Talwar  
Josiah Townsend  
Veronica Watson  
Michael M. Williamson  
Andrew Zhou

## **Compliance Efforts**

Staying up-to-date with federal, state, and other agency compliance requirements for sponsored activities is one of the most important responsibilities of the RI. To assist IUP in this function, the RI requires staff to participate in at least one professional organization conference per year. Partnering with the SGSR, the RI assisted in establishing standard operating procedures in areas such as technology transfer, research misconduct, intellectual property, and other related areas.

## **Award Implementation**

To promote post-award success, upon award receipt, the RI facilitates a "kick-off" meeting with the primary investigator to discuss and review the mechanics of how to efficiently execute the scope of work. Compliance to federal, state, and university policies and regulations are emphasized. These meetings include members from administration, grants accounting, purchasing, human resources, and any other division pertinent to successful outcomes. These "kick-off" meetings assist the researcher in understanding basic requirements such as purchasing equipment, contracting with a grant-funded graduate assistant, and processing their summer contracts or academic year releases.

# **Appendix A**

***FY 2013-2014  
Sponsored Project Awards  
by  
Principal Investigator***

### *Sponsored Awards by Principal Investigator*

PRINCIPAL INVESTIGATOR	FUNDING AGENCY	PROJECT TITLE	DIRECT FUNDS	INDIRECT FUNDS	TOTAL FUNDS
<b>Anderson, John</b>					
<b>Dept. of Sociology</b>					
<b>No. of Awards: 5</b>					
<b>Total Funds Awarded:</b>	<b>\$ 607,040</b>				
	PA Dept of Transportation	Maintenance & Coordination Services	\$ 352,272	\$ 25,047	\$ 350,319
	Utipp, LLC	Electronic Restaurant Experience & Evaluation Mgt Tool	\$ 72,814	\$ 16,633	\$ 89,447
	Susquehanna Police Dept	Susquehanna Police Dept	\$ 7,500	\$0	\$ 7,500
	PA Commission on Crime & Delinquency	Research & Evaluation	\$ 125,882	\$ 27,047	\$ 152,929
	Luzerne County	ALS Research Training Center	\$ 5,848	\$ 997	\$ 6,845
<hr/>					
<b>Andrei, Paula</b>					
<b>Center for Career &amp; Technical Personnel Preparation</b>					
<b>No. of Awards: 2</b>					
<b>Total Funds Awarded:</b>	<b>\$ 46,677</b>				
	PA Career & Technical Education Conference Policy Committee	PA*CTEC Conference Coordination	\$ 5,417	\$ 1,199	\$ 6,616
	PA Career & Technical Education Conference Policy Committee	PA*CTEC Conference Coordination	\$ 32,799	\$ 7,262	\$ 40,061
<hr/>					
<b>Black, Lynanne</b>					
<b>Dept of Educational &amp; School Psychology</b>					
<b>No. of Awards: 2</b>					
<b>Total Funds Awarded:</b>	<b>\$ 8,500</b>				
	Indiana County Headstart, Inc	Mental Health Consultation Services	\$ 3,500	\$0	\$ 3,500
	ARIN Intermediate Unit	Evergreen Boys & Girls Club	\$ 5,000	\$0	\$ 5,000

---

**Blood, Janet**  
**Dept of Human Development & Environmental Studies**  
**No. of Awards: 1**  
**Total Funds Awarded: \$ 1,500**      Costume Society of America      Collection Care Grant      \$ 1,500      \$0      \$ 1,500

---

**Brochetti, Lisa**  
**Center for Career & Technical Personnel Preparation**  
**No. of Awards: 1**  
**Total Funds Awarded: \$ 24,700**      PA Women Work      New Choices Career Development      \$ 24,700      \$0      \$ 24,700

---

**Camp, Robert**  
**Eberly College of Business & Information Technology**  
**No. of Awards: 2**  
**Total Funds Awarded: \$ 735,000**

PES India	Academic Program Exchanges between IUP & PES India	\$ 535,000	\$0	\$ 535,000
Arab American University	Academic Program Exchanges between IUP & Arab American University-AAUJ Palestine	\$ 172,989	\$ 27,011	\$ 200,000

---

**Chiarulli, Beverly**  
**Dept of Anthropology/Center for Archaeological Services**  
**No. of Awards: 2**  
**Total Funds Awarded: \$ 98,134**

PA Dept of Transportation	Conduct Cultural Resource Assessments Statewide	\$ 68,064	\$ 20,523	\$ 88,587
PA Dept of Transportation		\$ 9,294	\$ 257	\$ 9,547

---

**Clutter, Samuel**  
**University Police**  
**No. of Awards: 1**  
**Total Funds Awarded: \$ 5,000**      Armstrong-Indiana Drug & Alcohol Commission      AICDAC STOP Act Grant FY13-14      \$ 5,000      \$0      \$ 5,000

---

**Deardorff, Nicholas**  
**Dept of Geoscience**  
**No. of Awards: 1**  
**Total Funds Awarded: \$ 9,975**      PA State System of Higher Education      LiDAR & Field Investigation of Lava Flow Textures in Central Oregon      \$ 9,975      \$0      \$ 9,975

<b>Downie, Allison</b>						
Dept of Religious Studies						
No. of Awards: 1						
<b>Total Funds Awarded:</b>	\$ 750	American Academy of Religion	AAR National Survey of Former Religious Studies Majors	\$ 750	\$0	\$ 750
<b>Farnsworth, Katie</b>						
Dept of Geoscience						
No. of Awards: 1						
<b>Total Funds Awarded:</b>	\$ 3,342	Evergreen Conservancy	IUP Student Assistance on DEP Grant	\$ 3,342	\$0	\$ 3,342
<b>Gualardo, Samuel</b>						
Dept of Safety Sciences/PA OSHA Consultation Program						
No. of Awards: 1						
<b>Total Funds Awarded:</b>	\$1,879,800	US Dept of Labor	FY1314 PA OSHA Consultation Program	\$1,570,057	\$ 304,975	\$1,879,800
<b>Hanauer, David</b>						
Dept of English						
No. of Awards: 2						
<b>Total Funds Awarded:</b>	\$ 50,000	University of Pittsburgh	Phage Hunters Integrating Research &	\$ 21,936	\$ 3,064	\$ 25,000
		Millsaps College	Developing Competency-Based Curricula	\$ 25,000	\$0	\$ 25,000
<b>Hatfield, Derek</b>						
Dept of Psychology						
No. of Awards: 1						
<b>Total Funds Awarded:</b>	\$ 250	Communities at Indian Haven	Fee For Service/Consultation Services	\$ 250	\$0	\$ 250
<b>Heflin, Tanya</b>						
Dept of English						
No. of Awards: 1						
<b>Total Funds Awarded:</b>	\$ 10,000	PA State System of Higher Education	The Women's Diary Archive Project	\$ 10,000	\$0	\$ 10,000
<b>Hood, Michael</b>						
College of Fine Arts						
No. of Awards: 1						
<b>Total Funds Awarded:</b>	\$ 2,580	PA Rural Arts Alliance	University Museum Program Stream	\$ 2,580	\$0	\$ 2,580



---

**Hovan, Steven**  
**Dept of Geoscience**  
**No. of Awards: 1**  
**Total Funds Awarded: \$ 10,000**

Consortium for Ocean Leadership	Understanding Earth through Ocean Cores	\$ 10,000	\$0	\$ 10,000
	School of Rock 2014 Summer Workshop Scholarships			

---

**Jenkins, Melvin**  
**Dept of Developmental Studies**  
**No. of Awards: 3**  
**Total Funds Awarded: \$ 447,680**

PA Higher Education Assistance Agency	ACT101 FY1314; Indiana	\$ 191,400	\$0	\$ 191,400
PA Higher Education Assistance Agency	ACT101 FY1314; Punxsutawney	\$ 38,280	\$0	\$ 38,280
Heinz Endowments	Promise Plus	\$ 218,000	\$0	\$ 218,000

---

**Jennings, Linda**  
**Dept of Music**  
**No. of Awards: 1**  
**Total Funds Awarded: \$ 10,000**

PA State System of Higher Education	Development of Cello Performance & Pedagogy in Thailand	\$ 10,000	\$0	\$ 10,000
-------------------------------------	---	-----------	-----	-----------

---

**Jones, Brian**  
**Dept of Theater**  
**No. of Awards: 2**  
**Total Funds Awarded: \$ 3,247**

United Way of Indiana County	Footlight Players Assistance 2014	\$ 2,000	\$0	\$ 2,000
PA Council on the Arts	Keystone Repertory Theater 2013-2014	\$ 1,247	\$0	\$ 1,247

---

**Kaniasty, Krys**  
**Dept of Psychology**  
**No. of Awards: 1**  
**Total Funds Awarded: \$ 9,600**

PA State System of Higher Education	The Impact of Perceived Stressfulness Of Commonly Experienced Political Events on Psychological Well-Being of Americans	\$ 9,600	\$0	\$ 9,600
-------------------------------------	---	----------	-----	----------

---

**Knerr, Hank**  
**Lively Arts/ArtsPath**  
**No. of Awards: 2**

<b>Total Funds Awarded:</b>	<b>\$ 59,960</b>	PA Rural Arts Alliance	ArtsPath 2013-2014	\$ 57,960	\$0	\$ 57,960
		PA Council on the Arts	Professional Development & Consulting	\$ 2,000	\$0	\$ 2,000

---

**Knight, Laura**  
**Dept of Psychology/Center for Applied Psychology**  
**No. of Awards: 1**

<b>Total Funds Awarded:</b>	<b>\$ 6,000</b>	Purchase Line School District	Counseling & Consultation Services	\$ 6,000	\$0	\$ 6,000
-----------------------------	-----------------	-------------------------------	------------------------------------	----------	-----	----------

---

**Kopczyk, Wendy**  
**Management Services Group**  
**No. of Awards: 1**

<b>Total Funds Awarded:</b>	<b>\$ 352,916</b>	Penn College of Technology	WEDNet 2013-2014	\$ 352,916	\$0	\$ 352,916
-----------------------------	-------------------	----------------------------	------------------	------------	-----	------------

---

**Kovaleski, Joseph**  
**Dept of Educational & School Psychology**  
**No. of Awards: 1**

<b>Total Funds Awarded:</b>	<b>\$ 10,000</b>	Adelphoi Education	Assessment & Intervention 2013-2014	\$ 10,000	\$0	\$ 10,000
-----------------------------	------------------	--------------------	-------------------------------------	-----------	-----	-----------

---

**Kuo, Yu-Ju**  
**Dept of Mathematics**  
**No. of Awards: 1**

<b>Total Funds Awarded:</b>	<b>\$ 605,931</b>	National Science Foundation	S-COAM (Scholarships – Creating Opportunities For Applying Mathematics	\$ 599,679	\$ 6,252	\$ 605,931
-----------------------------	-------------------	-----------------------------	--	------------	----------	------------

<b>Larkin, Jeff</b>						
<b>Dept of Biology</b>						
<b>No. of Awards: 6</b>						
<b>Total Funds Awarded:</b>	<b>\$ 783,019</b>	PA Game Commission	Monitoring the Response of Allegheny Woodrat Populations to Habitat Management Strategies In PA	\$ 2,941	\$ 51	\$ 3,000
		Natural Resources Conservation Services	NRCS Partnership for Working Lands for Wildlife	\$ 67,032	\$ 6,703	\$ 73,735
		National Fish & Wildlife Foundation	Implementing Conservation Practices to Create Young Forest Habitat for Golden-Winged Warblers On Private Lands in Maryland & Pennsylvania	\$ 130,080	\$ 19,512	\$ 149,592
		Natural Resources Conservation Services	Monitoring & Evaluating Golden-Winged Warbler Response to Breeding Habitat Management Associated with the NRCS Golden-Winged Warbler Initiative	\$ 248,444	\$ 7,552	\$ 255,996
		PA Game Commission	CERW Forest Management & Fledgling Survival	\$ 116,733	\$ 11,673	\$ 128,406
		MCA Honduras	Honduran Emerald Ecology & Conservation	\$ 88,377	\$ 8,838	\$ 97,215
		US Fish & Wildlife Service	Expanding Golden-Winged Warbler	\$ 71,655	\$ 3,420	\$ 75,075

<b>Lewis, Jonathan</b>						
<b>Dept of Geoscience</b>						
<b>No. of Awards: 1</b>						
<b>Total Funds Awarded:</b>	<b>\$ 12,157</b>	National Science Foundation	Collaborative Research: Non-Equilibrium Topography and Crustal-Scale Imbrication in an Arc-Continent Collision, Taiwan	\$ 11,168	\$ 989	\$ 12,157

<b>Loar, Steve</b>						
<b>Dept of Art/Center for Turning &amp; Furniture Design</b>						
<b>No. of Awards: 2</b>						
<b>Total Funds Awarded:</b>	<b>\$ 107,500</b>	Anonymous	Center for Turning & Furniture Design V	\$ 54,500	\$ 0	\$ 54,500
		Anonymous	Program Enhancement	\$ 53,000	\$ 0	\$ 53,000

---

**Masilela, Calvin**  
**Dept of Geography & Regional Planning**  
**No. of Awards: 1**  
**Total Funds Awarded: \$ 235,704**

US Dept of Education	Upward Bound Math & Science	\$ 221,706	\$ 13,998	\$ 235,704
----------------------	-----------------------------	------------	-----------	------------

---

**McGinnis, Christopher**  
**Dept of Art**  
**No. of Awards: 1**  
**Total Funds Awarded: \$ 24,428**

Rivers of Steel	Best Practices in Arts Programming & Development	\$ 20,979	\$ 3,449	\$ 24,428
-----------------	--	-----------	----------	-----------

---

**McHugh, Maureen**  
**Dept of Psychology**  
**No. of Awards: 1**  
**Total Funds Awarded: \$ 2,500**

American Psychological Association	Conference: Addressing Sexual Harassment in Schools	\$ 2,500	\$0	\$ 2,500
------------------------------------	---	----------	-----	----------

---

**Migyanka, Joann**  
**Dept of Special Education & Clinical Services**  
**No. of Awards: 1**  
**Total Funds Awarded: \$ 30,000**

Western Psychiatric Institute & Clinic of UPMC Presbyterian/Shadyside	ACT & ASPIRE Training Services	\$ 26,087	\$ 3,913	\$ 30,000
---	--------------------------------	-----------	----------	-----------

---

**Millward, Robert**  
**Dept of Professional Studies in Education**  
**No. of Awards: 1**  
**Total Funds Awarded: \$ 110,000**

Heinz Endowments	African American Men & Boys Task Force	\$ 110,000	\$0	\$ 110,000
------------------	--	------------	-----	------------

---

**Neusius, Phil**  
**Dept of Anthropology**  
**No. of Awards: 1**  
**Total Funds Awarded: \$ 19,302**

PA Dept of Transportation	PennDOT – Task 8	\$ 18,865	\$ 437	\$ 19,302
---------------------------	------------------	-----------	--------	-----------

**Oblak, Jill**  
**Highway Safety Center**  
**No. of Awards: 1**  
**Total Funds Awarded: \$ 11,000**      Rosebud Mining      Emergency Services Training      \$ 11,000      \$0      \$ 11,000

**Oblitey, William**  
**Dept of Computer Science**  
**No. of Awards: 1**  
**Total Funds Awarded \$ 21,150**      National Science Foundation      The Cyber Catch Scholarship Program      \$ 21,150      \$0      \$ 21,150

**Okey, Brian**  
**Dept of Geography & Regional Planning**  
**No. of Awards: 1**  
**Total Funds Awarded: \$ 75,024**      Municipal Authority of Westmoreland County      Beaver Run Reservoir Project      \$ 52,223      \$ 22,801      \$ 75,024

**Osborne, Steve**  
**Dept of Management/Small Business Development Center**  
**No. of Awards: 1**  
**Total Funds Awarded: \$ 7,707**      Anonymous      Survey of Regional Businesses-HealthCare Reform      \$ 7,707      \$0      \$ 7,707

**Palamone, Anthony**  
**Small Business Development Center**  
**No. of Awards: 2**  
**Total Funds Awarded: \$ 155,126**      PA Small Business Devl Center      PA SBDC- Federal      \$ 82,128      \$ 6,570      \$ 88,698  
    PA Dept of Community & Economic Development      SBDC State – PREP      \$ 66,428      \$0      \$ 66,428

**Pesci, Louis**  
**Highway Safety Center**  
**No. of Awards: 1**  
**Total Funds Awarded: \$ 119,993**      PA Dept of Transportation      IUP Highway Safety Project      \$ 115,528      \$ 4,465      \$ 119,993

---

**Piwinsky, Mark**  
**Dept of Communications Media**  
**No. of Awards: 2**

<b>Total Funds Awarded:</b>	<b>\$ 15,000</b>	PA State System Foundation	PASSHE Media Summit	\$ 10,000	\$0	\$ 10,000
		PA State System of Higher Education	PASSHE Media Summit	\$ 5,000	\$0	\$ 5,000

---

**Poole, Amanda**  
**Dept of Anthropology**  
**No. of Awards: 1**

<b>Total Funds Awarded:</b>	<b>\$ 4,000</b>	East Tennessee State University	IUP Appalachian Teaching Project	\$ 4,000	\$0	\$ 4,000
-----------------------------	-----------------	---------------------------------	----------------------------------	----------	-----	----------

---

**Rieg, Sue**  
**Dept of Professional Studies in Education**  
**No. of Awards: 2**

<b>Total Funds Awarded:</b>	<b>\$ 15,000</b>	National Education Association Foundation	Building the BRIDGE: Building Relationships for Innovation, Development, & Growth in Education	\$ 5,000	\$0	\$ 5,000
		PA State System of Higher Education	Building the BRIDGET: Building Relationships for Innovation, Development, & Growth in Education – SUPPLEMENT	\$ 10,000	\$0	\$ 10,000

---

**Runge, Timothy**  
**Dept of Educational & School Psychology/Center for Rural Gifted Education**  
**No. of Awards: 3**

<b>Total Funds Awarded:</b>	<b>\$ 90,900</b>	PaTTAN	School-Wide Positive Behavioral Interventions & Supports	\$ 55,628	\$ 4,372	\$ 60,000
		North Allegheny School District	In-Service	\$ 900	\$0	\$ 900
		ARIN Intermediate Unit 1	State Wide Evaluation 2013-2014	\$ 29,331	\$ 669	\$ 30,000

---

**Sesti, Ann**  
**Center for Health & Well Being**  
**No. of Awards: 1**

<b>Total Funds Awarded:</b>	<b>\$ 39,998</b>	PA Liquor Control Board	Underage & Dangerous Drinking	\$ 39,998	\$0	\$ 39,998
-----------------------------	------------------	-------------------------	-------------------------------	-----------	-----	-----------

---

**Simmons, Thomas**  
**Dept of Biology**  
**No. of Awards: 1**  
**Total Funds Awarded: \$ 1,000** Allegheny-Erie Regional Chapter of Toxicology Study of Nitrite-Induced 'Methemoglobinemia' Using a Model Insect System \$ 1,000 \$0 \$ 1,000

---

**Taylor, John**  
**Dept of Geoscience**  
**No. of Awards: 1**  
**Total Funds Awarded: \$ 41,469** National Science Foundation Biostratigraphic & Paleographic Utility Of Cambrian-Ordovician Trilobite Faunas In Alaska \$ 34,549 \$ 6,920 \$ 41,469

---

**Vick, Brandon**  
**Dept of Economics**  
**No. of Awards: 1**  
**Total Funds Awarded: \$ 15,000** Center for Rural Pennsylvania Assessing the Potential for Health Workforce Supply Shortages in Rural PA \$ 15,000 \$0 \$ 15,000

---

**Wagoner, Diane**  
**Dept of Food & Nutrition**  
**No. of Awards: 1**  
**Total Funds Available: \$ 1,000** PA Faculty Health & Welfare Fund Lunch & Learn \$ 1,000 \$0 \$ 1,000

---

**Watson, Veronica**  
**Dept of English**  
**No. of Awards: 2**  
**Total Funds Available: \$ 57,155** PA State System of Higher Education FDI Collaborative Convener \$ 47,155 \$0 \$ 47,155  
 PA State System of Higher Education Research for Critical Edition of Frank Yerby's "The Foxes of Harrow" \$ 10,000 \$0 \$ 10,000

---

**Watts, Dey**  
**Dept of Geography & Regional Planning**  
**No. of Awards: 1**  
**Total Funds Awarded: \$ 5,000** Environmental Planning & Design Preparation of a Form-Based Code For Clymer Borough \$ 5,000 \$0 \$ 5,000

---

**Wilson, Robert**

**Institute for Mine Mapping, Archival Procedures, and Safety**

**No. of Awards: 3**

<b>Total Funds Awarded:</b>	<b>\$ 490,131</b>	PA Dept of Environmental Protection	DEP Mine Map Grant	\$ 336,318	\$ 148,313	\$ 484,631
		Environmental Service Laboratories, Inc	Data Conversion	\$ 4,500	\$0	\$ 4,500
		Environmental Service Laboratories, Inc	MSC Training	\$ 1,000	\$0	\$ 1,000

---

**Wisnieski, Joette**

**Dept of Management**

**No. of Awards: 1**

<b>Total Funds Awarded:</b>	<b>\$ 8,300</b>	PA State System of Higher Education	PASSHE ELC Center	\$ 8,300	\$0	\$ 8,300
-----------------------------	-----------------	-------------------------------------	-------------------	----------	-----	----------

---

**Yerger, Ellen**

**Dept of Biology**

**No. of Awards: 1**

<b>Total Funds Awarded:</b>	<b>\$ 10,000</b>	PA State System of Higher Education	Development of Image Analysis Software Measuring Irregular Leaf Shapes from Insect Feeding on Native and Non-Native Plants	\$ 10,000	\$0	\$ 10,000
-----------------------------	------------------	-------------------------------------	--	-----------	-----	-----------

---

**Zacur, David**

**Criminal Justice Training Center**

**No. of Awards: 1**

<b>Total Funds Awarded:</b>	<b>\$ 95,242</b>	PA Commission on Crime & Delinquency	FireArms Training Simulator System	\$ 95,242	\$0	\$ 95,242
-----------------------------	------------------	--------------------------------------	------------------------------------	-----------	-----	-----------

---

**Zhou, Andy**

**Dept of Physics**

**No. of Awards: 3**

<b>Total Funds Awarded:</b>	<b>\$ 38,466</b>	University of Central Florida	OP-TEC/NSF ATE Subgrant	\$ 15,297	\$ 4,703	\$ 20,000
		National Center for Optic & Photonics Education	Dedicated High School Recruiter	\$ 12,714	\$ 2,286	\$ 15,000
		Society of Photographic Instrumentation Engineers	2014 SPIE Education Outreach	\$ 3,466	\$0	\$ 3,466