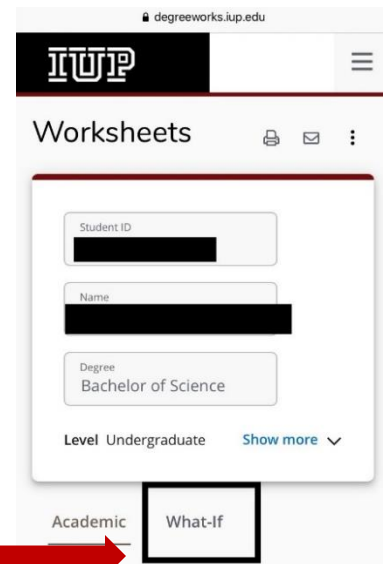
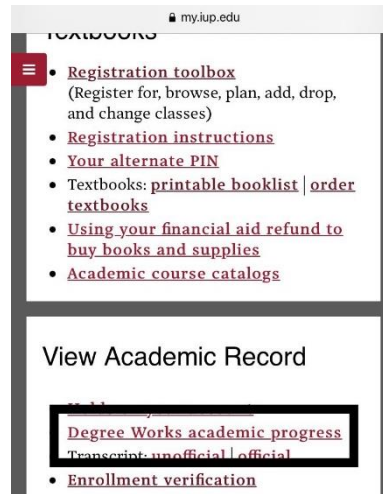


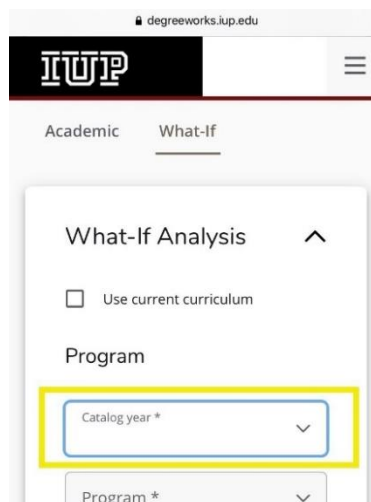
Degree Works “What If” Tool Instructions

Due to Next Gen changes, you may need to use the **What If** tool in Degree Works to accurately display your academic progress.

- Log in to MyIUP
- Click **Academics**
- Under “View Academic Record” click **Degree Works Academic Progress**.



- Click the **What-If** link



- Select the catalog year from the drop-down menu. This should be the catalog year that you started the program.



- Choose the program from the drop-down



degreeworks.iup.edu

IUPUI

Academic What-If

What-If Analysis ^

Use current curriculum

Program

Catalog year *
2018-2019

Program *

degreeworks.iup.edu

IUPUI

Accounting -- CCAC students

Accounting, BS

Admin & Leadership Studies, DED

Admin & Leadership Studies, PHD

Adult & Community Ed/Comm Tech, MA

Adult & Community Education, MA

degreeworks.iup.edu

IUPUI

Academic What-If

What-If Analysis ^

Use current curriculum

Program

Catalog year *
2018-2019

Program *
Math Education, BSED

Level *
Undergraduate

College *
College of Nat Sci and ...

Degree *
Bachelor of Science in E...

- After the catalog year and program are selected, click **Process**



degreeworks.iup.edu

IUPUI

Program (0/326)

Future classes

Subject Number

Add

In-progress classes

Preregistered classes

Process