


Summary Institution-Level Pass Rate Data: Traditional Teacher Preparation Program Within IHE


		HEOA - Title II 2014 - 2015 Academic Year				
Institution Name		INDIANA UNIVERSITY OF PA				
Institution Code		2652				
State		Pennsylvania				
		<i>April 15, 2016</i>				
		Statewide				
Group	Number Taking Assessment¹	Number Passing Assessment²	Institutional Pass Rate	Number Taking Assessment¹	Number Passing Assessment²	Statewide Pass Rate
All program completers, 2014-15	224	202	90%	5876	4577	78%
All program completers, 2013-14	273	271	99%	7235	6297	87%
All program completers, 2012-13	310	307	99%	8930	7895	88%

Note: In cases where there are less than ten students taking the assessment or license/certificate, the number passing and pass rate are not reported.

¹ Number of completers taking one or more assessments within their area of specialization.

² Summary level "Number Taking Assessment" may differ from assessment level "Number Taking Assessment" because each student is counted once at the summary level but may be counted in multiple assessments at the assessment level.


Single Assessment Institution-Level Pass Rate Data: *Traditional Teacher Preparation Program Within IHE*

	HEOA - Title II 2014 - 2015 Academic Year	
	Institution Name	INDIANA UNIVERSITY OF PA
	Institution Code	2652
	State	Pennsylvania

April 15, 2016

Assessment Information ¹	Group	Number Taking Assessment	Number Passing Assessment	Institutional Pass Rate	Institutional Average Scaled Score	Assessment Cut Score ²	Statewide				
							Number Taking Assessment	Number Passing Assessment	Statewide Pass Rate	Statewide Average Scaled Score	
AGRICULTURE (PA) (DISCONTINUED) (0780) Test Company: ETS Score Range: 250-990	All enrolled students who have completed all nonclinical courses, 2014-15										
	Other enrolled students, 2014-15										
	All program completers, 2014-15						1				
	All program completers, 2013-14						15	15	100%	691	
	All program completers, 2012-13						15	15	100%	691	
AGRICULTURE (5701) Test Company: ETS Score Range: 100-200	All enrolled students who have completed all nonclinical courses, 2014-15										
	Other enrolled students, 2014-15						3				
	All program completers, 2014-15						14	14	100%	169	
	All program completers, 2013-14										
	All program completers, 2012-13										
ART CONTENT KNOWLEDGE (DISCONTINUED) (0133) Test Company: ETS Score Range: 100-200	All enrolled students who have completed all nonclinical courses, 2014-15										
	Other enrolled students, 2014-15						2				
	All program completers, 2014-15						1				
	All program completers, 2013-14						13	12	92%	173	
	All program completers, 2012-13	1					161	13	13	100%	173
ART CONTENT KNOWLEDGE (5134) Test Company: ETS Score Range: 100-200	All enrolled students who have completed all nonclinical courses, 2014-15	6					158	13	9	69%	162
	Other enrolled students, 2014-15	1					158	21	19	90%	167
	All program completers, 2014-15	9					158	147	133	90%	169
	All program completers, 2013-14	18	18	100%	170	158	197	182	92%	170	
	All program completers, 2012-13	19	19	100%	172	158	260	244	94%	169	


Single Assessment Institution-Level Pass Rate Data: *Traditional Teacher Preparation Program Within IHE*

	HEOA - Title II 2014 - 2015 Academic Year	
	Institution Name	INDIANA UNIVERSITY OF PA
	Institution Code	2652
	State	Pennsylvania

April 15, 2016

Assessment Information ¹	Group	Number Taking Assessment	Number Passing Assessment	Institutional Pass Rate	Institutional Average Scaled Score	Assessment Cut Score ²	Statewide			
							Number Taking Assessment	Number Passing Assessment	Statewide Pass Rate	Statewide Average Scaled Score
BIOLOGY CONTENT KNOWLEDGE (0235) Test Company: ETS Score Range: 100-200	All enrolled students who have completed all nonclinical courses, 2014-15						16	16	100%	169
	Other enrolled students, 2014-15						48	46	96%	169
	All program completers, 2014-15	7				147	96	95	99%	170
	All program completers, 2013-14	6				147	118	118	100%	168
	All program completers, 2012-13	9				147	182	177	97%	168
BUSINESS ED CONTENT KNOWLEDGE (5101) Test Company: ETS Score Range: 100-200	All enrolled students who have completed all nonclinical courses, 2014-15	1				154	6			
	Other enrolled students, 2014-15						1			
	All program completers, 2014-15	2				154	21	21	100%	169
	All program completers, 2013-14	3				154	25	25	100%	174
	All program completers, 2012-13	5				154	37	37	100%	173
BUSINESS ED (0100) Test Company: ETS Score Range: 250-990	All enrolled students who have completed all nonclinical courses, 2014-15									
	Other enrolled students, 2014-15									
	All program completers, 2014-15									
	All program completers, 2013-14						1			
	All program completers, 2012-13						2			
CHEMISTRY CONTENT KNOWLEDGE (0245) Test Company: ETS Score Range: 100-200	All enrolled students who have completed all nonclinical courses, 2014-15						4			
	Other enrolled students, 2014-15						20	16	80%	164
	All program completers, 2014-15	1				154	38	33	87%	165
	All program completers, 2013-14	2				154	39	37	95%	169
	All program completers, 2012-13						62	56	90%	170


Single Assessment Institution-Level Pass Rate Data: *Traditional Teacher Preparation Program Within IHE*

	HEOA - Title II 2014 - 2015 Academic Year	
	Institution Name	INDIANA UNIVERSITY OF PA
	Institution Code	2652
	State	Pennsylvania

April 15, 2016

Assessment Information ¹	Group	Number Taking Assessment	Number Passing Assessment	Institutional Pass Rate	Institutional Average Scaled Score	Assessment Cut Score ²	Statewide			
							Number Taking Assessment	Number Passing Assessment	Statewide Pass Rate	Statewide Average Scaled Score
CHINESE (MANDARIN) WORLD LANGUAGE (5665) Test Company: ETS Score Range: 100-200	All enrolled students who have completed all nonclinical courses, 2014-15									
	Other enrolled students, 2014-15									
	All program completers, 2014-15						2			
	All program completers, 2013-14									
	All program completers, 2012-13									
CITIZENSHIP ED CONTENT KNOWLEDGE (5087) Test Company: ETS Score Range: 100-200	All enrolled students who have completed all nonclinical courses, 2014-15						2			
	Other enrolled students, 2014-15						5			
	All program completers, 2014-15						32	30	94%	168
	All program completers, 2013-14						40	37	93%	164
	All program completers, 2012-13						52	51	98%	164
COMMUNICATION (DISCONTINUED) (0800) Test Company: ETS Score Range: 250-990	All enrolled students who have completed all nonclinical courses, 2014-15									
	Other enrolled students, 2014-15									
	All program completers, 2014-15						4			
	All program completers, 2013-14						42	40	95%	702
	All program completers, 2012-13						56	56	100%	723
COOPERATIVE EDUCATION (DISCONTINUED) (0810) Test Company: ETS Score Range: 250-990	All enrolled students who have completed all nonclinical courses, 2014-15									
	Other enrolled students, 2014-15									
	All program completers, 2014-15									
	All program completers, 2013-14									
	All program completers, 2012-13						2			

Single Assessment Institution-Level Pass Rate Data: Traditional Teacher Preparation Program Within IHE


	HEOA - Title II 2014 - 2015 Academic Year
	Institution Name
	Institution Code
	State

INDIANA UNIVERSITY OF PA
2652
Pennsylvania

April 15, 2016

Assessment Information ¹	Group	Number Taking Assessment	Number Passing Assessment	Institutional Pass Rate	Institutional Average Scaled Score	Assessment Cut Score ²	Statewide			
							Number Taking Assessment	Number Passing Assessment	Statewide Pass Rate	Statewide Average Scaled Score
COOPERATIVE EDUCATION (0811) Test Company: ETS Score Range: 100-200	All enrolled students who have completed all nonclinical courses, 2014-15									
	Other enrolled students, 2014-15									
	All program completers, 2014-15						1			
	All program completers, 2013-14									
	All program completers, 2012-13									
CORE ACADEMIC SKILLS FOR ED: MATH (5732) Test Company: ETS Score Range: 100-200	All enrolled students who have completed all nonclinical courses, 2014-15	4				150	90	53	59%	153
	Other enrolled students, 2014-15	11	7	64%	155	150	891	558	63%	153
	All program completers, 2014-15						97	68	70%	158
	All program completers, 2013-14						16	9	56%	153
	All program completers, 2012-13						6			
CORE ACADEMIC SKILLS FOR ED: READING (5712) Test Company: ETS Score Range: 100-200	All enrolled students who have completed all nonclinical courses, 2014-15	4				156	90	82	91%	172
	Other enrolled students, 2014-15	11	10	91%	169	156	904	808	89%	171
	All program completers, 2014-15						97	90	93%	177
	All program completers, 2013-14						19	18	95%	173
	All program completers, 2012-13						7			
CORE ACADEMIC SKILLS FOR ED: WRITING (5722) Test Company: ETS Score Range: 100-200	All enrolled students who have completed all nonclinical courses, 2014-15	4				162	88	62	70%	166
	Other enrolled students, 2014-15	11	10	91%	167	162	902	639	71%	165
	All program completers, 2014-15						99	80	81%	169
	All program completers, 2013-14						18	13	72%	164
	All program completers, 2012-13						6			


Single Assessment Institution-Level Pass Rate Data: *Traditional Teacher Preparation Program Within IHE*

	HEOA - Title II 2014 - 2015 Academic Year	
	Institution Name	INDIANA UNIVERSITY OF PA
	Institution Code	2652
	State	Pennsylvania

April 15, 2016

Assessment Information ¹	Group	Number Taking Assessment	Number Passing Assessment	Institutional Pass Rate	Institutional Average Scaled Score	Assessment Cut Score ²	Statewide				
							Number Taking Assessment	Number Passing Assessment	Statewide Pass Rate	Statewide Average Scaled Score	
EARLY CHILDHOOD EDUCATION (0020) Test Company: ETS Score Range: 250-990	All enrolled students who have completed all nonclinical courses, 2014-15										
	Other enrolled students, 2014-15										
	All program completers, 2014-15										
	All program completers, 2013-14										
	All program completers, 2012-13							694	681	98%	632
EARTH AND SPACE SCIENCES - CK (5571) Test Company: ETS Score Range: 100-200	All enrolled students who have completed all nonclinical courses, 2014-15	2				157	5				
	Other enrolled students, 2014-15						9				
	All program completers, 2014-15						12	11	92%	170	
	All program completers, 2013-14	3				157	25	19	76%	164	
	All program completers, 2012-13	3				157	50	49	98%	172	
ED OF DEAF AND HARD OF HEARING (DISCONTINUED) (0271) Test Company: ETS Score Range: 100-200	All enrolled students who have completed all nonclinical courses, 2014-15										
	Other enrolled students, 2014-15										
	All program completers, 2014-15										
	All program completers, 2013-14						1				
	All program completers, 2012-13	6				164	6				
ED OF DEAF AND HARD OF HEARING (5272) Test Company: ETS Score Range: 100-200	All enrolled students who have completed all nonclinical courses, 2014-15										
	Other enrolled students, 2014-15	1				159	3				
	All program completers, 2014-15	3				159	8				
	All program completers, 2013-14	4				159	8				
	All program completers, 2012-13	3				159	6				


Single Assessment Institution-Level Pass Rate Data: *Traditional Teacher Preparation Program Within IHE*

	HEOA - Title II 2014 - 2015 Academic Year	
	Institution Name	INDIANA UNIVERSITY OF PA
	Institution Code	2652
	State	Pennsylvania

April 15, 2016

Assessment Information ¹	Group	Number Taking Assessment	Number Passing Assessment	Institutional Pass Rate	Institutional Average Scaled Score	Assessment Cut Score ²	Statewide			
							Number Taking Assessment	Number Passing Assessment	Statewide Pass Rate	Statewide Average Scaled Score
ED OF EXCEPTIONAL STUDENTS CORE CK(DISCONTINUED) (0353) Test Company: ETS Score Range: 100-200	All enrolled students who have completed all nonclinical courses, 2014-15									
	Other enrolled students, 2014-15									
	All program completers, 2014-15									
	All program completers, 2013-14						14	14	100%	169
	All program completers, 2012-13						15	15	100%	159
ELEM ED CURR INSTRUC ASSESSMENT (DISC) (0011) Test Company: ETS Score Range: 100-200	All enrolled students who have completed all nonclinical courses, 2014-15						1			
	Other enrolled students, 2014-15						167	142	85%	176
	All program completers, 2014-15						5			
	All program completers, 2013-14	3				168	85	69	81%	176
	All program completers, 2012-13	33	33	100%	179	168	2982	2621	88%	177
ENG LANG LIT COMP CONTENT KNOWLEDGE (DISC) (0041) Test Company: ETS Score Range: 100-200	All enrolled students who have completed all nonclinical courses, 2014-15						3			
	Other enrolled students, 2014-15						52	50	96%	183
	All program completers, 2014-15						29	28	97%	181
	All program completers, 2013-14	12	12	100%	172	160	253	245	97%	178
	All program completers, 2012-13	22	22	100%	177	160	638	608	95%	178
ENGLISH LANGUAGE ARTS: CK (5038) Test Company: ETS Score Range: 100-200	All enrolled students who have completed all nonclinical courses, 2014-15	7				167	71	63	89%	178
	Other enrolled students, 2014-15						78	67	86%	177
	All program completers, 2014-15	14	14	100%	179	167	375	364	97%	180
	All program completers, 2013-14	8				167	311	303	97%	180
	All program completers, 2012-13	1				167	20	12	60%	169


Single Assessment Institution-Level Pass Rate Data: Traditional Teacher Preparation Program Within IHE

	HEOA - Title II 2014 - 2015 Academic Year	
	Institution Name	INDIANA UNIVERSITY OF PA
	Institution Code	2652
	State	Pennsylvania

April 15, 2016

Assessment Information ¹	Group	Number Taking Assessment	Number Passing Assessment	Institutional Pass Rate	Institutional Average Scaled Score	Assessment Cut Score ²	Statewide			
							Number Taking Assessment	Number Passing Assessment	Statewide Pass Rate	Statewide Average Scaled Score
ENVIRONMENTAL EDUCATION (DISCONTINUED) (0830) Test Company: ETS Score Range: 250-990	All enrolled students who have completed all nonclinical courses, 2014-15									
	Other enrolled students, 2014-15									
	All program completers, 2014-15									
	All program completers, 2013-14									
	All program completers, 2012-13						2			
ENVIRONMENTAL EDUCATION (0831) Test Company: ETS Score Range: 100-200	All enrolled students who have completed all nonclinical courses, 2014-15						1			
	Other enrolled students, 2014-15						3			
	All program completers, 2014-15						5			
	All program completers, 2013-14						4			
	All program completers, 2012-13						3			
FAMILY AND CONSUMER SCIENCES (DISCONTINUED 2) (5121) Test Company: ETS Score Range: 100-200	All enrolled students who have completed all nonclinical courses, 2014-15	1				162	1			
	Other enrolled students, 2014-15	1				162	1			
	All program completers, 2014-15	10	10	100%	170	162	15	14	93%	170
	All program completers, 2013-14	14	14	100%	173	162	20	20	100%	172
	All program completers, 2012-13	28	28	100%	172	162	44	44	100%	172
FAMILY AND CONSUMER SCIENCES (5122) Test Company: ETS Score Range: 100-200	All enrolled students who have completed all nonclinical courses, 2014-15	1				153	1			
	Other enrolled students, 2014-15						2			
	All program completers, 2014-15						1			
	All program completers, 2013-14									
	All program completers, 2012-13									

Single Assessment Institution-Level Pass Rate Data: Traditional Teacher Preparation Program Within IHE


	HEOA - Title II 2014 - 2015 Academic Year
	Institution Name
	Institution Code
	State

INDIANA UNIVERSITY OF PA
2652
Pennsylvania

April 15, 2016

Assessment Information ¹	Group	Number Taking Assessment	Number Passing Assessment	Institutional Pass Rate	Institutional Average Scaled Score	Assessment Cut Score ²	Statewide			
							Number Taking Assessment	Number Passing Assessment	Statewide Pass Rate	Statewide Average Scaled Score
FRENCH WORLD LANGUAGE (5174) Test Company: ETS Score Range: 100-200	All enrolled students who have completed all nonclinical courses, 2014-15						2			
	Other enrolled students, 2014-15						4			
	All program completers, 2014-15						7			
	All program completers, 2013-14						12	7	58%	165
	All program completers, 2012-13						17	12	71%	170
FUNDAMENTAL SUBJECTS (5511) Test Company: ETS Score Range: 100-200	All enrolled students who have completed all nonclinical courses, 2014-15	34	33	97%	171	150	142	136	96%	170
	Other enrolled students, 2014-15	9				150	382	353	92%	174
	All program completers, 2014-15	85	85	100%	176	150	1079	1058	98%	175
	All program completers, 2013-14	105	105	100%	174	150	1719	1685	98%	174
	All program completers, 2012-13	161	161	100%	172	150	5206	5053	97%	172
GENERAL SCI CONTENT KNOWLEDGE (0435) Test Company: ETS Score Range: 100-200	All enrolled students who have completed all nonclinical courses, 2014-15									
	Other enrolled students, 2014-15						6			
	All program completers, 2014-15						17	17	100%	168
	All program completers, 2013-14						17	15	88%	160
	All program completers, 2012-13						51	49	96%	167
GERMAN WORLD LANGUAGE (5183) Test Company: ETS Score Range: 100-200	All enrolled students who have completed all nonclinical courses, 2014-15									
	Other enrolled students, 2014-15									
	All program completers, 2014-15						6			
	All program completers, 2013-14						2			
	All program completers, 2012-13						9			


Single Assessment Institution-Level Pass Rate Data: *Traditional Teacher Preparation Program Within IHE*

	HEOA - Title II 2014 - 2015 Academic Year	
	Institution Name	INDIANA UNIVERSITY OF PA
	Institution Code	2652
	State	Pennsylvania

April 15, 2016

Assessment Information ¹	Group	Number Taking Assessment	Number Passing Assessment	Institutional Pass Rate	Institutional Average Scaled Score	Assessment Cut Score ²	Statewide			
							Number Taking Assessment	Number Passing Assessment	Statewide Pass Rate	Statewide Average Scaled Score
HEALTH AND PE (DISC) (5856) Test Company: ETS Score Range: 100-200	All enrolled students who have completed all nonclinical courses, 2014-15	3				146	3			
	Other enrolled students, 2014-15						2			
	All program completers, 2014-15	12	12	100%	163	146	68	68	100%	165
	All program completers, 2013-14	31	31	100%	161	146	310	309	100%	164
	All program completers, 2012-13	27	27	100%	163	146	356	355	100%	165
HEALTH AND PE (5857) Test Company: ETS Score Range: 100-200	All enrolled students who have completed all nonclinical courses, 2014-15	6				160	35	31	89%	168
	Other enrolled students, 2014-15						7			
	All program completers, 2014-15						80	73	91%	171
	All program completers, 2013-14						1			
	All program completers, 2012-13									
HEALTH EDUCATION (DISCONTINUED) (5550) Test Company: ETS Score Range: 250-990	All enrolled students who have completed all nonclinical courses, 2014-15									
	Other enrolled students, 2014-15									
	All program completers, 2014-15									
	All program completers, 2013-14						18	18	100%	681
	All program completers, 2012-13						43	39	91%	688
HEALTH EDUCATION (5551) Test Company: ETS Score Range: 100-200	All enrolled students who have completed all nonclinical courses, 2014-15						4			
	Other enrolled students, 2014-15						2			
	All program completers, 2014-15						24	22	92%	165
	All program completers, 2013-14						30	27	90%	166
	All program completers, 2012-13						1			


Single Assessment Institution-Level Pass Rate Data: *Traditional Teacher Preparation Program Within IHE*

	HEOA - Title II 2014 - 2015 Academic Year	
	Institution Name	INDIANA UNIVERSITY OF PA
	Institution Code	2652
	State	Pennsylvania

April 15, 2016

Assessment Information ¹	Group	Number Taking Assessment	Number Passing Assessment	Institutional Pass Rate	Institutional Average Scaled Score	Assessment Cut Score ²	Statewide			
							Number Taking Assessment	Number Passing Assessment	Statewide Pass Rate	Statewide Average Scaled Score
LATIN (DISCONTINUED) (0600) Test Company: ETS Score Range: 250-990	All enrolled students who have completed all nonclinical courses, 2014-15									
	Other enrolled students, 2014-15									
	All program completers, 2014-15						1			
	All program completers, 2013-14									
	All program completers, 2012-13						3			
LATIN (5601) Test Company: ETS Score Range: 100-200	All enrolled students who have completed all nonclinical courses, 2014-15									
	Other enrolled students, 2014-15									
	All program completers, 2014-15						2			
	All program completers, 2013-14						3			
	All program completers, 2012-13						2			
MATHEMATICS CONTENT KNOWLEDGE (DISC) (0061) Test Company: ETS Score Range: 100-200	All enrolled students who have completed all nonclinical courses, 2014-15	1				136	3			
	Other enrolled students, 2014-15						37	30	81%	151
	All program completers, 2014-15						20	18	90%	153
	All program completers, 2013-14	7				136	180	169	94%	156
	All program completers, 2012-13	6				136	449	429	96%	157
MATHEMATICS CONTENT KNOWLEDGE (5161) Test Company: ETS Score Range: 100-200	All enrolled students who have completed all nonclinical courses, 2014-15	7				160	50	30	60%	163
	Other enrolled students, 2014-15	2				160	85	44	52%	160
	All program completers, 2014-15	5				160	265	192	72%	165
	All program completers, 2013-14						146	128	88%	167
	All program completers, 2012-13						14	8	57%	160

Single Assessment Institution-Level Pass Rate Data: Traditional Teacher Preparation Program Within IHE


	HEOA - Title II 2014 - 2015 Academic Year
	Institution Name
	Institution Code
	State

INDIANA UNIVERSITY OF PA
2652
Pennsylvania

April 15, 2016

Assessment Information ¹	Group	Number Taking Assessment	Number Passing Assessment	Institutional Pass Rate	Institutional Average Scaled Score	Assessment Cut Score ²	Statewide			
							Number Taking Assessment	Number Passing Assessment	Statewide Pass Rate	Statewide Average Scaled Score
MIDDLE SCHOOL ENG LANG ARTS (DISCONTINUED) (5049) Test Company: ETS Score Range: 100-200	All enrolled students who have completed all nonclinical courses, 2014-15									
	Other enrolled students, 2014-15									
	All program completers, 2014-15									
	All program completers, 2013-14									
	All program completers, 2012-13						21	20	95%	175
MIDDLE SCHOOL MATHEMATICS (DISCONTINUED) (0069) Test Company: ETS Score Range: 100-200	All enrolled students who have completed all nonclinical courses, 2014-15									
	Other enrolled students, 2014-15									
	All program completers, 2014-15									
	All program completers, 2013-14									
	All program completers, 2012-13	13	13	100%	175	151	26	26	100%	172
MIDDLE SCHOOL MATHEMATICS (5169) Test Company: ETS Score Range: 100-200	All enrolled students who have completed all nonclinical courses, 2014-15									
	Other enrolled students, 2014-15									
	All program completers, 2014-15									
	All program completers, 2013-14									
	All program completers, 2012-13						3			
MIDDLE SCHOOL SCIENCE (DISCONTINUED) (0439) Test Company: ETS Score Range: 100-200	All enrolled students who have completed all nonclinical courses, 2014-15									
	Other enrolled students, 2014-15									
	All program completers, 2014-15									
	All program completers, 2013-14									
	All program completers, 2012-13	1				144	24	24	100%	159


Single Assessment Institution-Level Pass Rate Data: *Traditional Teacher Preparation Program Within IHE*

	HEOA - Title II 2014 - 2015 Academic Year	
	Institution Name	INDIANA UNIVERSITY OF PA
	Institution Code	2652
	State	Pennsylvania

April 15, 2016

Assessment Information ¹	Group	Number Taking Assessment	Number Passing Assessment	Institutional Pass Rate	Institutional Average Scaled Score	Assessment Cut Score ²	Statewide			
							Number Taking Assessment	Number Passing Assessment	Statewide Pass Rate	Statewide Average Scaled Score
MIDDLE SCHOOL SOCIAL STUDIES (5089) Test Company: ETS Score Range: 100-200	All enrolled students who have completed all nonclinical courses, 2014-15									
	Other enrolled students, 2014-15									
	All program completers, 2014-15									
	All program completers, 2013-14									
	All program completers, 2012-13						10	10	100%	170
MUSIC CONTENT KNOWLEDGE (0113) Test Company: ETS Score Range: 100-200	All enrolled students who have completed all nonclinical courses, 2014-15	12	10	83%	171	158	24	21	88%	171
	Other enrolled students, 2014-15						67	64	96%	172
	All program completers, 2014-15	33	33	100%	175	158	322	314	98%	173
	All program completers, 2013-14	30	30	100%	175	158	347	334	96%	172
	All program completers, 2012-13	29	29	100%	170	158	315	307	97%	171
PA 4-8 CORE SUBJ CONC ENG LANG ARTS (5156) Test Company: ETS Score Range: 100-200	All enrolled students who have completed all nonclinical courses, 2014-15	2				156	20	19	95%	168
	Other enrolled students, 2014-15						26	23	88%	167
	All program completers, 2014-15	2				156	93	80	86%	167
	All program completers, 2013-14	2				156	114	102	89%	168
	All program completers, 2012-13	1				156	34	32	94%	170
PA 4-8 CORE SUBJ CONC MATHEMATICS (5158) Test Company: ETS Score Range: 100-200	All enrolled students who have completed all nonclinical courses, 2014-15	7				173	31	16	52%	170
	Other enrolled students, 2014-15						39	21	54%	170
	All program completers, 2014-15	10	8	80%	180	173	140	93	66%	175
	All program completers, 2013-14	13	13	100%	183	173	151	114	75%	176
	All program completers, 2012-13	2				173	61	53	87%	178

Single Assessment Institution-Level Pass Rate Data: Traditional Teacher Preparation Program Within IHE


	HEOA - Title II 2014 - 2015 Academic Year
	Institution Name
	Institution Code
	State

INDIANA UNIVERSITY OF PA
2652
Pennsylvania

April 15, 2016

Assessment Information ¹	Group	Number Taking Assessment	Number Passing Assessment	Institutional Pass Rate	Institutional Average Scaled Score	Assessment Cut Score ²	Statewide			
							Number Taking Assessment	Number Passing Assessment	Statewide Pass Rate	Statewide Average Scaled Score
PA 4-8 CORE SUBJ CONC SCIENCE (5159) Test Company: ETS Score Range: 100-200	All enrolled students who have completed all nonclinical courses, 2014-15	2				156	16	11	69%	161
	Other enrolled students, 2014-15						26	23	88%	170
	All program completers, 2014-15	1				156	103	90	87%	165
	All program completers, 2013-14						146	124	85%	166
	All program completers, 2012-13						47	46	98%	165
PA 4-8 CORE SUBJ CONC SOCIAL STUDIES (5157) Test Company: ETS Score Range: 100-200	All enrolled students who have completed all nonclinical courses, 2014-15	1				150	11	10	91%	169
	Other enrolled students, 2014-15						13	9	69%	161
	All program completers, 2014-15	2				150	65	63	97%	162
	All program completers, 2013-14						69	61	88%	162
	All program completers, 2012-13						21	21	100%	162
PA 4-8 CORE SUBTEST ENG LANG ARTS SOC STUDIES (5154) Test Company: ETS Score Range: 100-200	All enrolled students who have completed all nonclinical courses, 2014-15	12	9	75%	163	152	82	55	67%	159
	Other enrolled students, 2014-15						106	80	75%	161
	All program completers, 2014-15	15	12	80%	163	152	410	344	84%	163
	All program completers, 2013-14	16	16	100%	159	152	482	416	86%	163
	All program completers, 2012-13	3				152	167	160	96%	165
PA 4-8 CORE SUBTEST MATH AND SCIENCE (5155) Test Company: ETS Score Range: 100-200	All enrolled students who have completed all nonclinical courses, 2014-15	12	10	83%	175	164	83	58	70%	172
	Other enrolled students, 2014-15						105	76	72%	174
	All program completers, 2014-15	15	14	93%	176	164	410	325	79%	173
	All program completers, 2013-14	16	16	100%	177	164	482	408	85%	175
	All program completers, 2012-13	3				164	167	162	97%	178


Single Assessment Institution-Level Pass Rate Data: Traditional Teacher Preparation Program Within IHE

	HEOA - Title II 2014 - 2015 Academic Year	
	Institution Name	INDIANA UNIVERSITY OF PA
	Institution Code	2652
	State	Pennsylvania

April 15, 2016

Assessment Information ¹	Group	Number Taking Assessment	Number Passing Assessment	Institutional Pass Rate	Institutional Average Scaled Score	Assessment Cut Score ²	Statewide			
							Number Taking Assessment	Number Passing Assessment	Statewide Pass Rate	Statewide Average Scaled Score
PA 4-8 CORE SUBTEST PEDAGOGY (5153) Test Company: ETS Score Range: 100-200	All enrolled students who have completed all nonclinical courses, 2014-15	12	12	100%	174	162	83	77	93%	176
	Other enrolled students, 2014-15						108	98	91%	176
	All program completers, 2014-15	15	15	100%	176	162	411	398	97%	177
	All program completers, 2013-14	16	16	100%	174	162	482	474	98%	177
	All program completers, 2012-13	3					162	167	100%	176
PHYSICS CONTENT KNOWLEDGE (5265) Test Company: ETS Score Range: 100-200	All enrolled students who have completed all nonclinical courses, 2014-15						1			
	Other enrolled students, 2014-15						14	13	93%	163
	All program completers, 2014-15						22	19	86%	155
	All program completers, 2013-14						24	21	88%	154
	All program completers, 2012-13	1					140	33	94%	157
PRAXIS I MATHEMATICS (DISCONTINUED) (0730) Test Company: ETS Score Range: 150-190	All enrolled students who have completed all nonclinical courses, 2014-15	35	35	100%	180	173	267	257	96%	179
	Other enrolled students, 2014-15	20	20	100%	181	173	771	669	87%	178
	All program completers, 2014-15	99	99	100%	180	173	2194	2144	98%	180
	All program completers, 2013-14	233	231	99%	180	173	5627	5543	99%	180
	All program completers, 2012-13	302	302	100%	180	173	8116	7957	98%	180
PRAXIS I READING (DISCONTINUED) (0710) Test Company: ETS Score Range: 150-190	All enrolled students who have completed all nonclinical courses, 2014-15	36	35	97%	177	172	270	259	96%	177
	Other enrolled students, 2014-15	20	20	100%	179	172	747	694	93%	178
	All program completers, 2014-15	100	99	99%	178	172	2190	2149	98%	178
	All program completers, 2013-14	231	231	100%	179	172	5605	5560	99%	179
	All program completers, 2012-13	303	302	100%	179	172	8122	8039	99%	179


Single Assessment Institution-Level Pass Rate Data: *Traditional Teacher Preparation Program Within IHE*

	HEOA - Title II 2014 - 2015 Academic Year	
	Institution Name	INDIANA UNIVERSITY OF PA
	Institution Code	2652
	State	Pennsylvania

April 15, 2016

Assessment Information ¹	Group	Number Taking Assessment	Number Passing Assessment	Institutional Pass Rate	Institutional Average Scaled Score	Assessment Cut Score ²	Statewide			
							Number Taking Assessment	Number Passing Assessment	Statewide Pass Rate	Statewide Average Scaled Score
PRAXIS I WRITING (DISCONTINUED) (0720) Test Company: ETS Score Range: 150-190	All enrolled students who have completed all nonclinical courses, 2014-15	36	35	97%	175	173	268	254	95%	175
	Other enrolled students, 2014-15	20	20	100%	176	173	752	672	89%	176
	All program completers, 2014-15	100	99	99%	176	173	2189	2143	98%	176
	All program completers, 2013-14	234	233	100%	177	173	5611	5558	99%	177
	All program completers, 2012-13	303	303	100%	176	173	8106	7982	98%	177
PROFESSIONAL SCHOOL COUNSELOR (5421) Test Company: ETS Score Range: 100-200	All enrolled students who have completed all nonclinical courses, 2014-15									
	Other enrolled students, 2014-15						2			
	All program completers, 2014-15									
	All program completers, 2013-14									
	All program completers, 2012-13									
READING SPECIALIST II (5301) Test Company: ETS Score Range: 100-200	All enrolled students who have completed all nonclinical courses, 2014-15									
	Other enrolled students, 2014-15						2			
	All program completers, 2014-15						22	19	86%	180
	All program completers, 2013-14						26	26	100%	182
	All program completers, 2012-13						17	17	100%	182
SAFETY-DRIVER EDUCATION (DISCONTINUED) (0860) Test Company: ETS Score Range: 250-990	All enrolled students who have completed all nonclinical courses, 2014-15									
	Other enrolled students, 2014-15						1			
	All program completers, 2014-15									
	All program completers, 2013-14									
	All program completers, 2012-13									


Single Assessment Institution-Level Pass Rate Data: *Traditional Teacher Preparation Program Within IHE*

	HEOA - Title II 2014 - 2015 Academic Year	
	Institution Name	INDIANA UNIVERSITY OF PA
	Institution Code	2652
	State	Pennsylvania

April 15, 2016

Assessment Information ¹	Group	Number Taking Assessment	Number Passing Assessment	Institutional Pass Rate	Institutional Average Scaled Score	Assessment Cut Score ²	Statewide			
							Number Taking Assessment	Number Passing Assessment	Statewide Pass Rate	Statewide Average Scaled Score
SE CORE KNOWLEDGE & APPLICATIONS (5354) Test Company: ETS Score Range: 100-200	All enrolled students who have completed all nonclinical courses, 2014-15									
	Other enrolled students, 2014-15									
	All program completers, 2014-15									
	All program completers, 2013-14									
	All program completers, 2012-13	6				151	1217	1203	99%	172
SE TEACHING SPCH TO STU W LANG IMPAIRMENT (5881) Test Company: ETS Score Range: 100-200	All enrolled students who have completed all nonclinical courses, 2014-15									
	Other enrolled students, 2014-15						1			
	All program completers, 2014-15									
	All program completers, 2013-14						19	16	84%	165
	All program completers, 2012-13						11	11	100%	169
SE TEACHING STU WVISUAL IMPAIRMENT (DISCONTINUED) (0281) Test Company: ETS Score Range: 100-200	All enrolled students who have completed all nonclinical courses, 2014-15									
	Other enrolled students, 2014-15									
	All program completers, 2014-15									
	All program completers, 2013-14									
	All program completers, 2012-13						6			
SE TEACHING STU WVISUAL IMPAIRMENT (5282) Test Company: ETS Score Range: 100-200	All enrolled students who have completed all nonclinical courses, 2014-15									
	Other enrolled students, 2014-15						7			
	All program completers, 2014-15						7			
	All program completers, 2013-14						2			
	All program completers, 2012-13						1			

Single Assessment Institution-Level Pass Rate Data: Traditional Teacher Preparation Program Within IHE


	HEOA - Title II 2014 - 2015 Academic Year
	Institution Name
	Institution Code
	State

INDIANA UNIVERSITY OF PA
2652
Pennsylvania

April 15, 2016

Assessment Information ¹	Group	Number Taking Assessment	Number Passing Assessment	Institutional Pass Rate	Institutional Average Scaled Score	Assessment Cut Score ²	Statewide			
							Number Taking Assessment	Number Passing Assessment	Statewide Pass Rate	Statewide Average Scaled Score
SOCIAL SCIENCES: CK (DISCONTINUED) (0951) Test Company: ETS Score Range: 100-200	All enrolled students who have completed all nonclinical courses, 2014-15									
	Other enrolled students, 2014-15									
	All program completers, 2014-15									
	All program completers, 2013-14						1			
	All program completers, 2012-13						1			
SOCIAL STUDIES CONTENT KNOWLEDGE (0081) Test Company: ETS Score Range: 100-200	All enrolled students who have completed all nonclinical courses, 2014-15	14	13	93%	166	157	70	63	90%	168
	Other enrolled students, 2014-15	1				157	123	105	85%	169
	All program completers, 2014-15	9				157	425	380	89%	169
	All program completers, 2013-14	17	17	100%	171	157	624	556	89%	169
	All program completers, 2012-13	24	24	100%	172	157	652	588	90%	169
SPANISH CONTENT KNOWLEDGE (0191) Test Company: ETS Score Range: 100-200	All enrolled students who have completed all nonclinical courses, 2014-15									
	Other enrolled students, 2014-15									
	All program completers, 2014-15									
	All program completers, 2013-14						2			
	All program completers, 2012-13						3			
SPANISH WORLD LANGUAGE (5195) Test Company: ETS Score Range: 100-200	All enrolled students who have completed all nonclinical courses, 2014-15						3			
	Other enrolled students, 2014-15						14	9	64%	169
	All program completers, 2014-15						47	27	57%	167
	All program completers, 2013-14						64	36	56%	166
	All program completers, 2012-13	1				168	72	41	57%	169

Single Assessment Institution-Level Pass Rate Data: Traditional Teacher Preparation Program Within IHE


	HEOA - Title II 2014 - 2015 Academic Year
	Institution Name
	Institution Code
	State

INDIANA UNIVERSITY OF PA
2652
Pennsylvania

April 15, 2016

Assessment Information ¹	Group	Number Taking Assessment	Number Passing Assessment	Institutional Pass Rate	Institutional Average Scaled Score	Assessment Cut Score ²	Statewide			
							Number Taking Assessment	Number Passing Assessment	Statewide Pass Rate	Statewide Average Scaled Score
SPEECH LANGUAGE PATHOLOGY (DISC) (5330) Test Company: ETS Score Range: 250-990	All enrolled students who have completed all nonclinical courses, 2014-15									
	Other enrolled students, 2014-15						8			
	All program completers, 2014-15						4			
	All program completers, 2013-14						199	199	100%	682
	All program completers, 2012-13						103	103	100%	689
SPEECH LANGUAGE PATHOLOGY (5331) Test Company: ETS Score Range: 100-200	All enrolled students who have completed all nonclinical courses, 2014-15						3			
	Other enrolled students, 2014-15						5			
	All program completers, 2014-15	3				162	109	107	98%	176
	All program completers, 2013-14						1			
	All program completers, 2012-13									
TECHNOLOGY EDUCATION (5051) Test Company: ETS Score Range: 100-200	All enrolled students who have completed all nonclinical courses, 2014-15						5			
	Other enrolled students, 2014-15						5			
	All program completers, 2014-15						36	35	97%	183
	All program completers, 2013-14						39	39	100%	185
	All program completers, 2012-13						55	55	100%	185
PAPA - MODULE 1 READING (ESP0001) Test Company: E. S. Pearson* Score Range: 100-300	All enrolled students who have completed all nonclinical courses, 2014-15	144	144	100%	240	220	938	879	94%	236
	Other enrolled students, 2014-15	95	93	98%	236	220	3678	3132	85%	230
	All program completers, 2014-15	115	113	98%	244	220	2555	2444	96%	240
	All program completers, 2013-14	26	26	100%	248	220	751	692	92%	241
	All program completers, 2012-13						100	89	89%	245

Single Assessment Institution-Level Pass Rate Data: Traditional Teacher Preparation Program Within IHE


	HEOA - Title II 2014 - 2015 Academic Year
	Institution Name
	Institution Code
	State

INDIANA UNIVERSITY OF PA
2652
Pennsylvania

April 15, 2016

Assessment Information ¹	Group	Number Taking Assessment	Number Passing Assessment	Institutional Pass Rate	Institutional Average Scaled Score	Assessment Cut Score ²	Statewide			
							Number Taking Assessment	Number Passing Assessment	Statewide Pass Rate	Statewide Average Scaled Score
PAPA - MODULE 2 MATH (ESP0002) Test Company: E.S. Pearson* Score Range: 100-300	All enrolled students who have completed all nonclinical courses, 2014-15	144	141	98%	241	220	939	863	92%	237
	Other enrolled students, 2014-15	94	93	99%	244	220	3655	3056	84%	233
	All program completers, 2014-15	115	110	96%	244	220	2552	2401	94%	240
	All program completers, 2013-14	26	26	100%	247	220	747	680	91%	241
	All program completers, 2012-13						99	86	87%	246
PAPA - MODULE 3 WRITING (ESP0003) Test Company: E.S. Pearson* Score Range: 100-300	All enrolled students who have completed all nonclinical courses, 2014-15	145	145	100%	234	220	939	876	93%	234
	Other enrolled students, 2014-15	94	94	100%	236	220	3653	3123	85%	230
	All program completers, 2014-15	115	113	98%	238	220	2551	2438	96%	239
	All program completers, 2013-14	26	26	100%	243	220	750	692	92%	239
	All program completers, 2012-13						99	85	86%	240
PECT PREK-4 - MODULE 1 (ESP0006) Test Company: E.S. Pearson* Score Range: 100-300	All enrolled students who have completed all nonclinical courses, 2014-15	65	61	94%	230	197	488	401	82%	221
	Other enrolled students, 2014-15	7				197	585	479	82%	220
	All program completers, 2014-15	86	82	95%	234	197	2631	2373	90%	227
	All program completers, 2013-14	91	91	100%	241	197	2472	2318	94%	229
	All program completers, 2012-13	79	78	99%	242	220	802	647	81%	232
PECT PREK-4 - MODULE 2 (ESP0007) Test Company: E.S. Pearson* Score Range: 100-300	All enrolled students who have completed all nonclinical courses, 2014-15	63	52	83%	218	193	461	357	77%	211
	Other enrolled students, 2014-15	11	8	73%	214	193	525	386	74%	210
	All program completers, 2014-15	86	80	93%	223	193	2614	2245	86%	219
	All program completers, 2013-14	91	91	100%	240	193	2458	2222	90%	223
	All program completers, 2012-13	79	77	97%	238	220	799	596	75%	228


Single Assessment Institution-Level Pass Rate Data: *Traditional Teacher Preparation Program Within IHE*

	HEOA - Title II 2014 - 2015 Academic Year	
	Institution Name	INDIANA UNIVERSITY OF PA
	Institution Code	2652
	State	Pennsylvania

April 15, 2016

Assessment Information ¹	Group	Number Taking Assessment	Number Passing Assessment	Institutional Pass Rate	Institutional Average Scaled Score	Assessment Cut Score ²	Statewide			
							Number Taking Assessment	Number Passing Assessment	Statewide Pass Rate	Statewide Average Scaled Score
PECT PREK-4 - MODULE 3 (ESP0008) Test Company: E.S. Pearson* Score Range: 100-300	All enrolled students who have completed all nonclinical courses, 2014-15	63	51	81%	217	193	455	309	68%	208
	Other enrolled students, 2014-15	7				193	542	366	68%	207
	All program completers, 2014-15	86	70	81%	219	193	2602	2008	77%	216
	All program completers, 2013-14	91	91	100%	237	193	2457	2140	87%	220
	All program completers, 2012-13	79	75	95%	233	220	798	540	68%	222
PECT SPEC ED 7-12 - MODULE 1 (ESP0015) Test Company: E.S. Pearson* Score Range: 100-300	All enrolled students who have completed all nonclinical courses, 2014-15						11	10	91%	249
	Other enrolled students, 2014-15						9			
	All program completers, 2014-15						52	52	100%	254
	All program completers, 2013-14						42	42	100%	254
	All program completers, 2012-13						1			
PECT SPEC ED 7-12 - MODULE 2 (ESP0016) Test Company: E.S. Pearson* Score Range: 100-300	All enrolled students who have completed all nonclinical courses, 2014-15						11	11	100%	248
	Other enrolled students, 2014-15						8			
	All program completers, 2014-15						52	52	100%	252
	All program completers, 2013-14						42	41	98%	253
	All program completers, 2012-13						1			
PECT SPEC ED PREK-8 - MODULE 1 (ESP0011) Test Company: E.S. Pearson* Score Range: 100-300	All enrolled students who have completed all nonclinical courses, 2014-15	63	49	78%	229	220	257	187	73%	230
	Other enrolled students, 2014-15	4				220	178	129	72%	225
	All program completers, 2014-15	82	66	80%	234	220	1143	861	75%	231
	All program completers, 2013-14	92	92	100%	238	220	1094	830	76%	232
	All program completers, 2012-13	79	78	99%	238	220	372	316	85%	235


Single Assessment Institution-Level Pass Rate Data: *Traditional Teacher Preparation Program Within IHE*

	HEOA - Title II 2014 - 2015 Academic Year	
	Institution Name	INDIANA UNIVERSITY OF PA
	Institution Code	2652
	State	Pennsylvania

April 15, 2016

Assessment Information ¹	Group	Number Taking Assessment	Number Passing Assessment	Institutional Pass Rate	Institutional Average Scaled Score	Assessment Cut Score ²	Statewide			
							Number Taking Assessment	Number Passing Assessment	Statewide Pass Rate	Statewide Average Scaled Score
PECT SPEC ED PREK-8 - MODULE 2 (ESP0012) Test Company: E.S. Pearson* Score Range: 100-300	All enrolled students who have completed all nonclinical courses, 2014-15	62	50	81%	232	220	253	176	70%	226
	Other enrolled students, 2014-15	4				220	171	111	65%	222
	All program completers, 2014-15	82	73	89%	237	220	1134	817	72%	229
	All program completers, 2013-14	92	92	100%	242	220	1091	826	76%	231
	All program completers, 2012-13	79	75	95%	236	220	372	305	82%	232
PROFESSIONAL TEACHING KNOWLEDGE (ABC0008) Test Company: ABCTE* Score Range: 0-500	All enrolled students who have completed all nonclinical courses, 2014-15									
	Other enrolled students, 2014-15									
	All program completers, 2014-15									
	All program completers, 2013-14									
	All program completers, 2012-13						1			
OPI GERMAN (ACT1007) Test Company: ACTFL* Score Range: 1-10	All enrolled students who have completed all nonclinical courses, 2014-15									
	Other enrolled students, 2014-15						1			
	All program completers, 2014-15									
	All program completers, 2013-14									
	All program completers, 2012-13									
OPI ITALIAN (ACT1010) Test Company: ACTFL* Score Range: 1-10	All enrolled students who have completed all nonclinical courses, 2014-15									
	Other enrolled students, 2014-15									
	All program completers, 2014-15									
	All program completers, 2013-14						2			
	All program completers, 2012-13						1			


Single Assessment Institution-Level Pass Rate Data: *Traditional Teacher Preparation Program Within IHE*

	HEOA - Title II 2014 - 2015 Academic Year	
	Institution Name	INDIANA UNIVERSITY OF PA
	Institution Code	2652
	State	Pennsylvania

April 15, 2016

Assessment Information ¹	Group	Number Taking Assessment	Number Passing Assessment	Institutional Pass Rate	Institutional Average Scaled Score	Assessment Cut Score ²	Statewide				
							Number Taking Assessment	Number Passing Assessment	Statewide Pass Rate	Statewide Average Scaled Score	
OPI JAPANESE (ACT1011) Test Company: ACTFL* Score Range: 1-10	All enrolled students who have completed all nonclinical courses, 2014-15										
	Other enrolled students, 2014-15										
	All program completers, 2014-15										
	All program completers, 2013-14										
	All program completers, 2012-13							1			
OPI MANDARIN (ACT1013) Test Company: ACTFL* Score Range: 1-10	All enrolled students who have completed all nonclinical courses, 2014-15										
	Other enrolled students, 2014-15										
	All program completers, 2014-15										
	All program completers, 2013-14										
	All program completers, 2012-13							2			
WPT CHINESE (ACT2002) Test Company: ACTFL* Score Range: 1-10	All enrolled students who have completed all nonclinical courses, 2014-15										
	Other enrolled students, 2014-15										
	All program completers, 2014-15										
	All program completers, 2013-14										
	All program completers, 2012-13							2			
WPT ITALIAN (ACT2009) Test Company: ACTFL* Score Range: 1-10	All enrolled students who have completed all nonclinical courses, 2014-15										
	Other enrolled students, 2014-15										
	All program completers, 2014-15										
	All program completers, 2013-14							2			
	All program completers, 2012-13							1			

Single Assessment Institution-Level Pass Rate Data: Traditional Teacher Preparation Program Within IHE

	HEOA - Title II 2014 - 2015 Academic Year	
	Institution Name	INDIANA UNIVERSITY OF PA
	Institution Code	2652
	State	Pennsylvania

April 15, 2016

Assessment Information ¹	Group	Number Taking Assessment	Number Passing Assessment	Institutional Pass Rate	Institutional Average Scaled Score	Assessment Cut Score ²	Statewide				
							Number Taking Assessment	Number Passing Assessment	Statewide Pass Rate	Statewide Average Scaled Score	
WPT JAPANESE (ACT2010) Test Company: ACTFL* Score Range: 1-10	All enrolled students who have completed all nonclinical courses, 2014-15										
	Other enrolled students, 2014-15										
	All program completers, 2014-15										
	All program completers, 2013-14										
	All program completers, 2012-13						1				

Note: In cases where there are less than ten students taking the assessment or license/certificate, the number passing and pass rate are not reported.

¹Tests with multiple delivery options (computer, paper, etc.) will be noted with the assessment code for one format only.

²Cut scores may vary for groups depending upon when the cut scores are established by the state and when each group completed their teacher certification or licensure assessment.

*Questions regarding tests listed by this testing company must be addressed to your state Title II Coordinator.