







Truck Rates Commonwealth of Pennsylvania

**Damage Waiver and Supplemental Liability Protection included only in cargo van and pick up truck rate for truck branches. For box trucks, see below protection prices.*

	Rates	Daily / Weekly / Monthly	Mileage
	Extended Cargo Van*	\$60.00 / \$325.00 / \$1,150.00	No Charge
	¾ Ton Pickup Truck*	\$65.00 / \$350.00 / \$1,200.00	No Charge
	15' Cutaway Truck	\$69.00 / \$350.00 / \$1,200.00	No Charge up to 300 miles/day, \$.25 over, monthly rates capped at 2,500 miles
	16' Box Truck	\$72.00 / \$375.00 / \$1,250.00	No Charge up to 300 miles/day, \$.25 over, monthly rates capped at 2,500 miles
	24' Box Truck	\$75.00 / \$395.00 / \$1,300.00	No Charge up to 300 miles/day, \$.25 over, monthly rates capped at 2,500 miles
	26' Box Truck	\$85.00 / \$425.00 / \$1,400.00	No Charge up to 300 miles/day, \$.25 over, monthly rates capped at 2,500 miles
	24' Stake Bed	\$75.00 / \$395.00 / \$1,300.00	No Charge up to 300 miles/day, \$.25 over, monthly rates capped at 2,500 miles

Optional Damage Waiver on all box/cutaway/stake bed trucks:

\$25.99/day \$0 retained responsibility

\$15.99/day \$1,000 retained responsibility

Optional Supplemental Liability Protection:

\$15.99/day \$1 million in Liability coverage