

WebCAPE: How to take the test?

Dear Student,

Taking the WebCAPE Placement Test is fairly easy.

1) Connect to the following website:

<http://webcape.byuhtsc.org/>

2) Next, select "Indiana University of Pennsylvania (iup)" from the pull down menu as indicated on Fig (1).

And click the **GO** button.

3) On the next page, WebCAPE will request a password.

Type (all in lower case):

placement

and press the login button

4) Read the short introductory paragraph. Then, use the new pull down menu to select the language they are learning (French) and click **BEGIN**.

5) As indicated on Fig (2), Enter your information. Next to "ID number," please indicate your IUP BANNER ID (ie, @XXXXXXXX) to help us locate your score.

After entering your score, click **CONTINUE**

6) The next page is the example page to show you what the test will look like. See Fig (3)

Select an answer and click **SUBMIT ANSWER**.

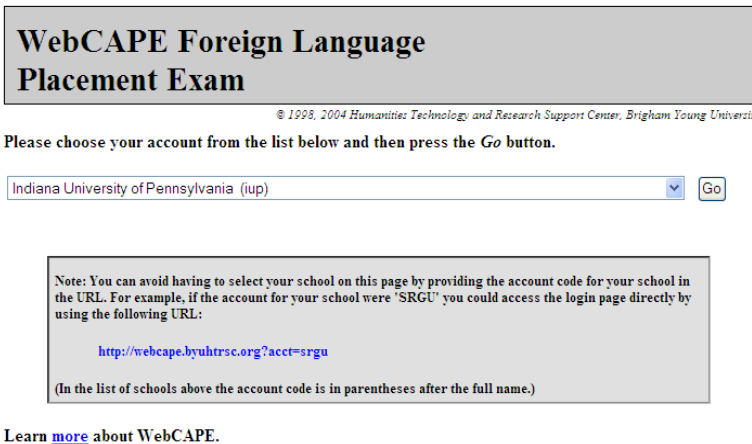
7) The REAL TEST starts now!

Then what?

- When WebCAPE is pretty sure about your level, it will stop asking you questions and provide your score.

8) After the test, if you want more information about your proficiency in French or if you want to find out more about IUP's beginning and intermediate multimedia French courses, contact Dr. Dassier (dassier@iup.edu; 405 Sutton Hall).

ATTENTION: Your score is valid **only ONE year** after the date you took the test; after one year and one day, you will need to retake the test to know where you placed in the French sequence
Thanks and Good Luck.



WebCAPE Foreign Language Placement Exam

© 1998, 2004 Humanities Technology and Research Support Center, Brigham Young University

Please choose your account from the list below and then press the **Go** button.

Indiana University of Pennsylvania (iup)


Note: You can avoid having to select your school on this page by providing the account code for your school in the URL. For example, if the account for your school were 'SRGU' you could access the login page directly by using the following URL:

<http://webcape.byuhtsc.org?acct=srgu>

(In the list of schools above the account code is in parentheses after the full name.)

Learn [more](#) about WebCAPE.

Fig (1)



Indiana University of Pennsylvania French Placement Exam

French WebCAPE Computer-Adaptive Placement Exam Jerry Larson, Don Jensen, Kim Smith; WWWeb, Charles Bush © 1998, 2004 Humanities Technology and Research Support Center, Brigham Young University

Please provide your name to identify your exam result. Your institution may also require an ID number and email address as well.

First name (required)

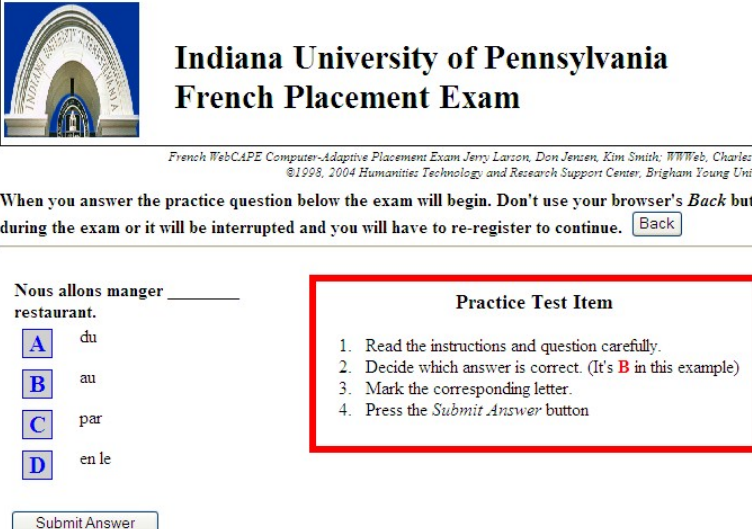
Last name (required)

ID number (Do not use your Social Security Number.)

Email

To resume an interrupted exam or view your score from your last attempt, fill in the blanks above exactly as before then press this button —

Fig (2)



Indiana University of Pennsylvania French Placement Exam

French WebCAPE Computer-Adaptive Placement Exam Jerry Larson, Don Jensen, Kim Smith; WWWeb, Charles Bush © 1998, 2004 Humanities Technology and Research Support Center, Brigham Young University

When you answer the practice question below the exam will begin. Don't use your browser's **Back** button during the exam or it will be interrupted and you will have to re-register to continue.

Nous allons manger _____ restaurant.

A) du

B) au

C) par

D) en le

Practice Test Item

1. Read the instructions and question carefully.
2. Decide which answer is correct. (It's **B** in this example)
3. Mark the corresponding letter.
4. Press the *Submit Answer* button

Fig (3)